

P.O. Box 3286 - Logan, Utah 84323, U.S.A. - Tel. (800) 729-8350 - Fax (435) 755-0015 - www.scytek.com

Formalin (10% Neutral Buffered)

Description: Formalin (10% Neutral Buffered) is one of the most widely used fixatives for the prevention of tissue degradation. Proper fixation is critical for histopathologic procedures and evaluation. This reagent contains formaldehyde and phosphate buffers in an aqueous solution.

Uses/Limitations: Not to be taken internally.
For In-Vitro Diagnostic use.
Histological applications.
Do not use if reagent becomes cloudy.
Do not use past expiration date.
Use caution when handling reagent.
Non-Sterile.



Availability:	Item #	Volume
	FRN125	125 ml
	FRN500	500 ml
	FRN999	1000 ml
	FRN3800	1 Gallon

Ordering Information and Current Pricing at www.scytek.com

Storage: Store at Room temperature. Product is stable for 24 months from date of manufacture.


Precautions: Avoid contact with skin and eyes.
Wash after use.
Observe all federal, state and local environmental regulations regarding disposal.

General Fixation:

1. Prepare a container with 15-20 times the expected specimen volume.
2. Immediately upon removal, trim specimen to the smallest practical size and place in container.
3. Cover tissue with an additional amount of fluid if needed.
4. Fixation times range from 5 to 24 hours depending on specimen size.

References:

Storage: 2
ge: 5°
18° C



ScyTek Laboratories, Inc.
205 South 600 West
Logan, UT 84321
U.S.A.

CE IVD

EC REP
Emergo Europe
Westervoortsedijk 60
6827 AT Arnhem, The Netherlands

Instructions For Use FRN-IFU

Rev. Date: May 16, 2019


Revision: 3

Page 2 of 2


P.O. Box 3286 - Logan, Utah 84323, U.S.A. - Tel. (800) 729-8350 - Fax (435) 755-0015 - www.scytek.com

1. Arianna, Carpentieri, Cozzoli Eliana, Acri Flavio, Ranalli Marco, Diedenhofen Giacomo, Scimeca Manuel, Bonanno Elena, and Gambacurta Alessandra. "Rapid Rapamycin-Only Induced Osteogenic Differentiation of Blood-Derived Stem Cells and Their Adhesion to Natural and Artificial Scaffolds." Research article. Stem Cells International, 2017. <https://doi.org/10.1155/2017/2976541>.
2. Alaimo, Giorgia, Eliana Cozzoli, Gabriella Marfe, Luca Esposito, Marco Ranalli, Dalya Hmada, Antonio Giordano, and Alessandra Gambacurta. "Blood-Derived Stem Cells (BDSCs) Plasticity: In Vitro Hepatic Differentiation." Journal of Cellular Physiology 228, no. 6 (2013): 1249–54. <https://doi.org/10.1002/jcp.24279>.

Stora
ge:
18°
C



2
5°
C



ScyTek Laboratories, Inc.
205 South 600 West
Logan, UT 84321
U.S.A.

CE IVD

EC REP
Emergo Europe
Westervoortsedijk 60
6827 AT Arnhem, The Netherlands