



A

NUCLEIC ACID EXTRACTION

Nucleic Acid
Extraction Products

Providing Innovative Reagents

Distributed by
clinisciences

A

DNA Purification

Cell/Tissue **03**

Plant **04**

Blood **05**

Buccal Swaab **06**

FFPE **07**

Bacteria **08**

Soil and Stool **09**

Cell-Free DNA **11**

Highly Processed
Food and Fodder **12**

Microbiome **13**

Marine Animal **14**

Low Abundance DNA **14**

Plasmid DNA **15**

DNA Clean Up **21**

B

RNA Purification

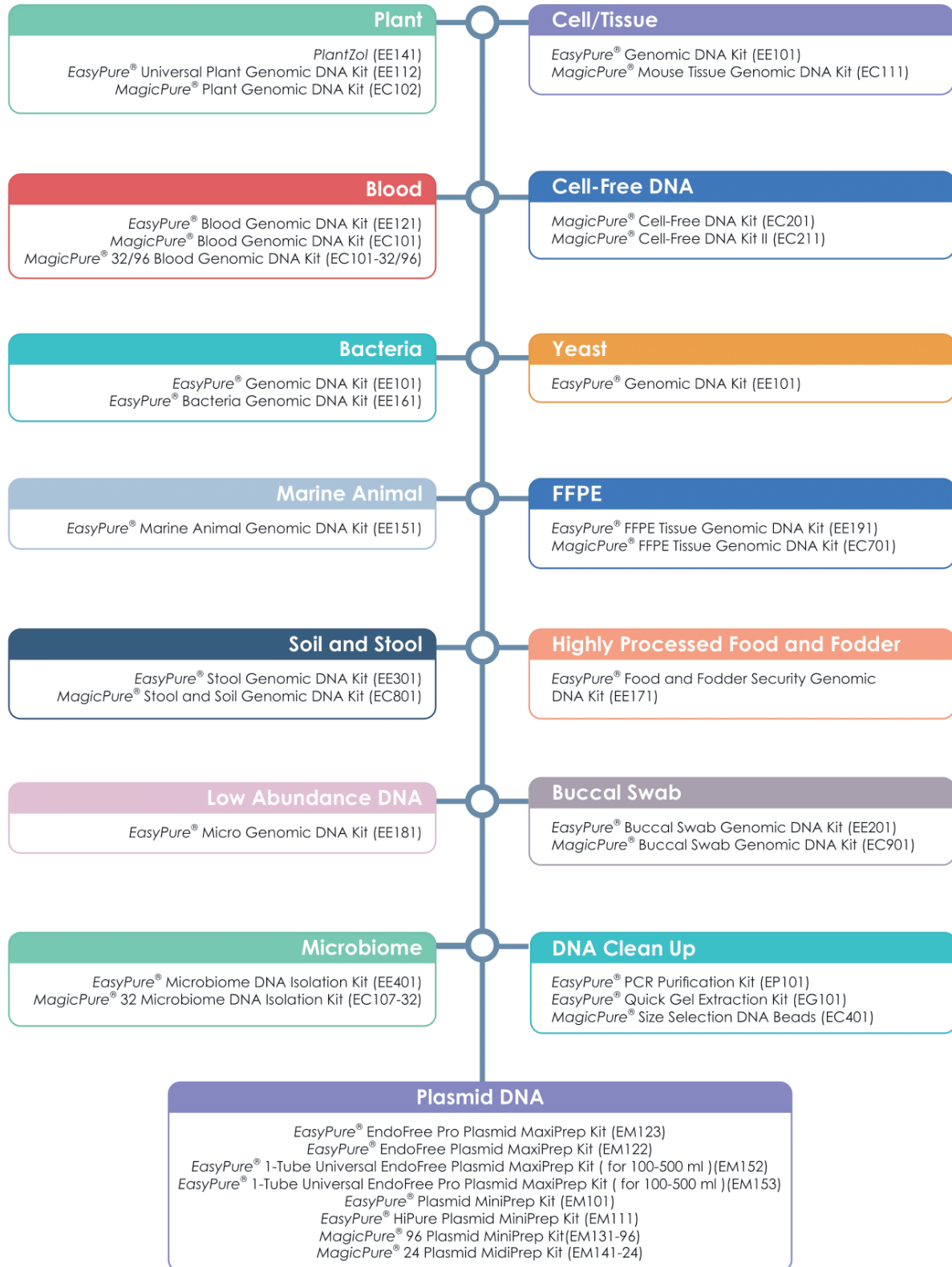
Cell/Tissue	24
Plant	29
Blood	32
RNA	33
miRNA	33
Virus	34

CONTENTS

DNA Purification



DNA Purification Products Guide

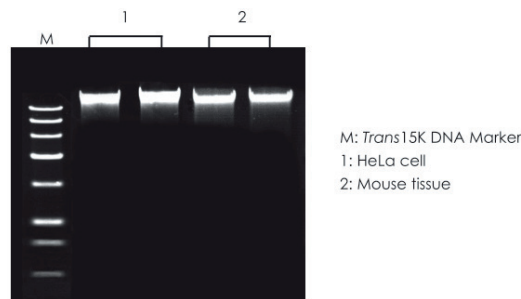


01. Cell/Tissue

EasyPure[®] Genomic DNA Kit (EE101)

- Suitable for the extraction of various types of materials (animal cells, animal tissues, mouse tails, E. coli, yeast).
- Fast operation, high yield (up to 15 µg).
- High integrity of cDNA ensured by mild lysis conditions without physical disruption, thus reducing damage to gDNA during cell lysis process.
- High purity enabled by spin column which can efficiently and specifically bind to DNA and remove protein, salts, lipids or other contaminants.

Data



Tissue samples that have been successfully tested

Mouse	Testicle, epididymis, uterus, ovary, kidney, liver, lung, heart, brain, spleen, mesenteric lymph nodes, inguinal lymph nodes, skin, sciatic nerve, bone marrow, spinal cord, blood
Cynomolgus monkey	Testicle, epididymis, uterus, ovary, kidney, liver, lung, heart, brain, spleen, mesenteric lymph nodes, inguinal lymph nodes, skin, sciatic nerve, bone marrow, salivary gland, lacrimal gland

MagicPure[®] Mouse Tissue Genomic DNA Kit (EC111)

- Suitable for the extraction of mouse tissue samples, such as mouse tails and ears.
- High purity, enabled by buffer solution optimized for mouse tail tissue samples and magnetic beads with high efficiency which can effectively remove inhibitive substances in downstream experiments by specific DNA adsorption.
- Fast extraction, high purity, high yield.
- It is suitable for high-throughput magnetic rod-type nucleic acid extractors.

02. Plant

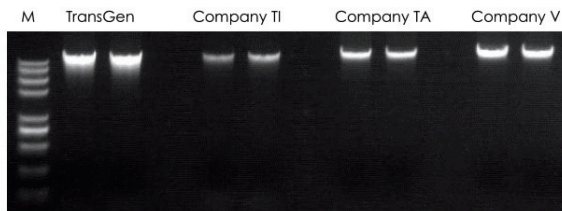
EasyPure[®] Universal Plant Genomic DNA Kit (EE112)

- Wide range of applications: applicable to various plant tissues, especially those rich in polysaccharides, polyphenols or starch.
- Fast operation: high-quality genomic DNA can be extracted in as little as 52 minutes.
- Safe and low toxicity: no toxic organic reagents such as phenol and chloroform.
- High purity: the unique technology can efficiently remove impurities such as pigments, polyphenols and polysaccharides in the sample, low inhibition of PCR amplification.

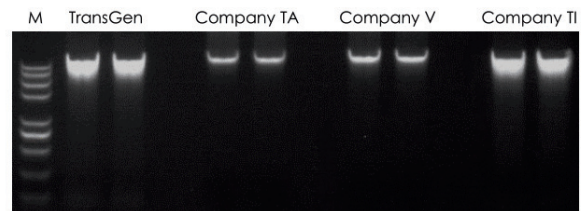
Data

Common plants

Tobacco leaves

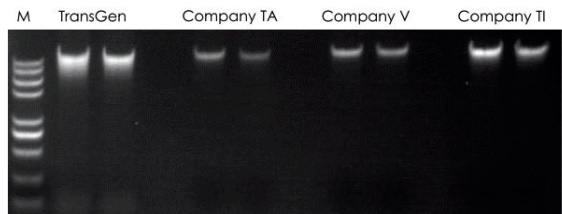


Corn leaves

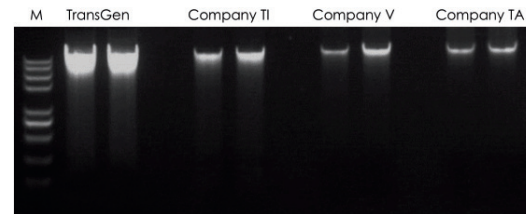


Polysaccharide-rich plants

Lychee leaves

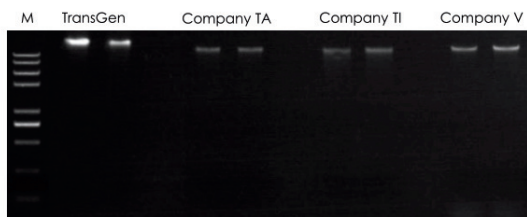


Sugarcane leaves

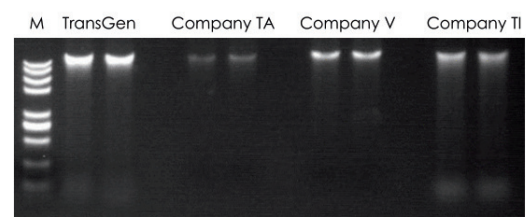


Polyphenol-rich plants

Pine needles



Corn roots



M: Trans2K[®] Plus II DNA Marker

MagicPure[®] Plant Genomic DNA Kit (EC102)

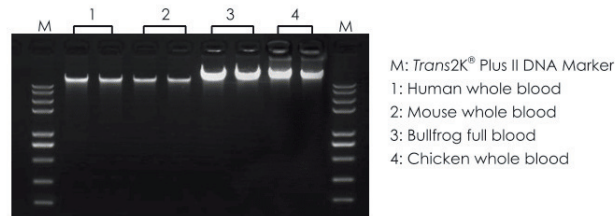
- Suitable for the extraction of various plant tissues.
- Simple and fast operation.
- High yield and purity.
- It is suitable for high-throughput magnetic rod-type nucleic acid extractors.

03. Blood

EasyPure[®] Blood Genomic DNA Kit (EE121)

- Suitable for the extraction of fresh, frozen or anticoagulated blood in a volume of 5 µl to 250 µl.
- Simple and fast, red cell lysis buffer is no longer needed, and the purified gDNA could be obtained within 30 minutes.
- DNA yield up to 40 µg.
- High purity enabled by spin column which can efficiently and specifically bind to DNA, remove protein, salts, lipids or other contaminants and effectively maintain the integrity of gDNA.

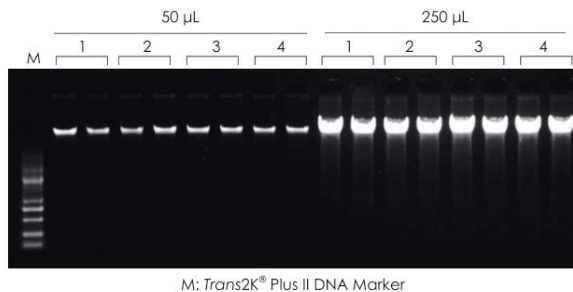
Data



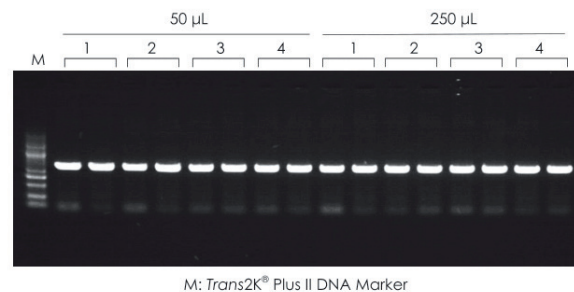
MagicPure[®] Blood Genomic DNA Kit (EC101)

- Suitable for the extraction of fresh, frozen or anticoagulated blood in a volume of 5 µl to 250 µl.
- Simple and fast operation, no centrifugation required.
- High yield and purity.
- It is suitable for high-throughput magnetic rod-type nucleic acid extractors.

Data



gDNA was extracted from 4 plasma samples with different inputs using reagent of TransGen. The extracted gDNAs were analyzed by agarose gel electrophoresis. The results showed that the extracted gDNAs had good integrity.



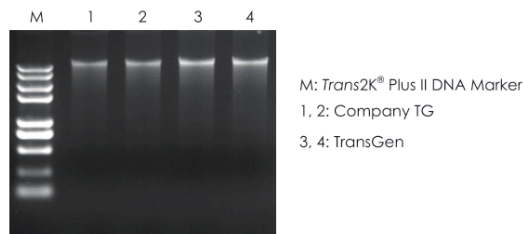
gDNA was extracted from 4 plasma samples with different inputs using reagent of TransGen. 100 ng of extracted gDNAs were used as templates to amplify the H12 gene. The results showed that TransGen reagent can efficiently extract samples of high (250 µL) and low (50 µL) volumes, and had no inhibition for downstream PCR.

04. Buccal Swab

EasyPure® Buccal Swab Genomic DNA Kit (EE201)

- Suitable for the extraction of buccal swabs (cotton swab or nylon flocked swab).
- Fast operation and high yield.

Data

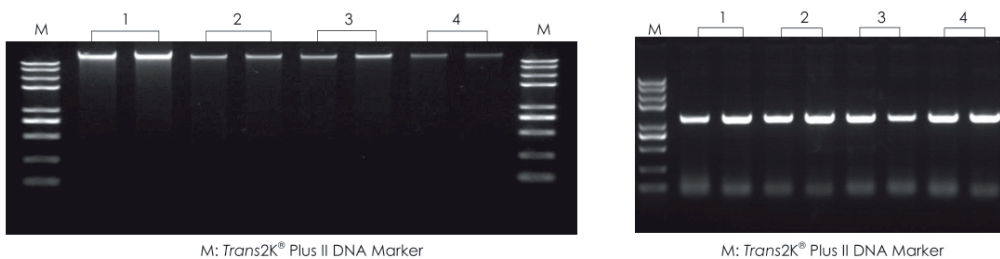


gDNA was extracted from buccal swabs using reagents from TransGen and Company TG respectively. The extracted gDNAs were analyzed by 1.0% agarose gel electrophoresis.

MagicPure® Buccal Swab Genomic DNA Kit (EC901)

- Suitable for the extraction of buccal swabs (cotton swab or nylon flocked swab).
- Fast operation and high yield.
- It is suitable for high-throughput magnetic rod-type nucleic acid extractors.

Data



gDNA was extracted from 4 buccal swabs using reagent of TransGen. The extracted gDNAs were analyzed by agarose gel electrophoresis. The results showed that the extracted gDNAs had good integrity.

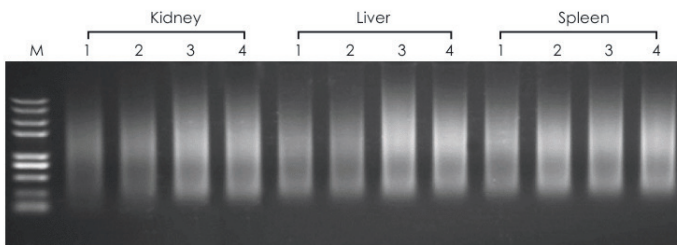
gDNA was extracted from 4 buccal swabs using reagent of TransGen. 100 ng of extracted gDNAs were used as templates to amplify the *H12* gene. The results showed that extracted gDNAs had high quality and can apply to downstream PCR.

05. FFPE

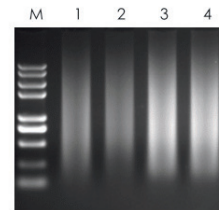
EasyPure® FFPE Tissue Genomic DNA Kit (EE191)

- Suitable for the extraction from formalin-fixed and paraffin-embedded tissues and sections.
- Anti-formaldehyde inhibition, strong lysis capability, fast extraction and high yield.
- High purity enabled by spin column which can efficiently and specifically bind to DNA, remove protein, salts, lipids or other contaminants.

Data



gDNA was extracted from 3 paraffin-embedded tissues (10 mg) using reagents from TransGen and Company TG respectively. The extracted gDNAs were analyzed by 1.0% agarose gel electrophoresis.



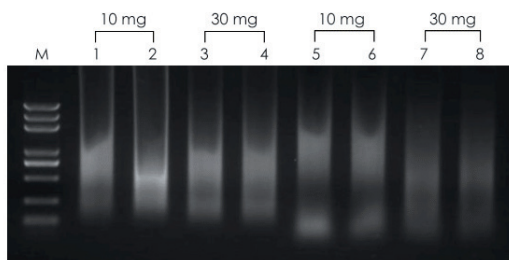
M: Trans2K® Plus II DNA Marker 1, 2: Company TG 3, 4: TransGen

gDNA was extracted from mouse abdominal muscle tissue (10 mg) fixed with 4.0% neutral formaldehyde fixative solution from TransGen and Company TG respectively. The extracted gDNAs were analyzed by 1.0% agarose gel electrophoresis.

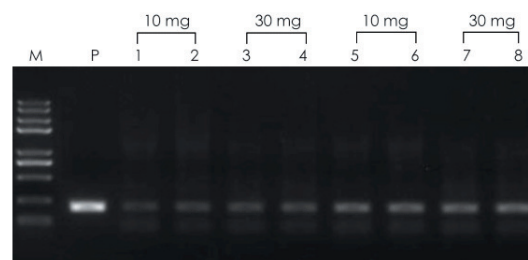
MagicPure® FFPE Tissue Genomic DNA Kit (EC701)

- Suitable for the extraction from paraffin-embedded tissues and sections.
- Fast extraction, high yield.
- High purity enabled by optimized buffer and magnetic beads which can efficiently and specifically bind to DNA, remove protein, salts, lipids or other contaminants.

Data



gDNA was extracted from human source sections with different inputs using reagents from TransGen and Company T respectively. The extracted gDNAs were analyzed by agarose gel electrophoresis.



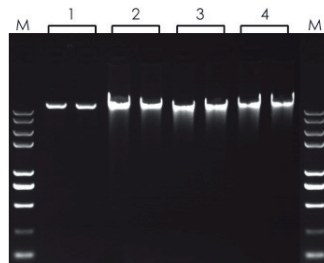
gDNA was extracted from human source sections with different inputs using reagents from TransGen and Company T respectively. 20 ng of extracted gDNAs were used as templates to amplify the ATCB gene. The results showed that extracted gDNAs using TransGen reagent had good quality and can apply to downstream PCR.

06. Bacteria

EasyPure[®] Bacteria Genomic DNA Kit (EE161)

- Suitable for the extraction from Gram-positive and Gram-negative bacteria.
- Strong lysis capability, fast extraction and high yield (up to 20 µg).
- High purity enabled by spin column which can efficiently and specifically bind to DNA, remove protein, salts or other contaminants.

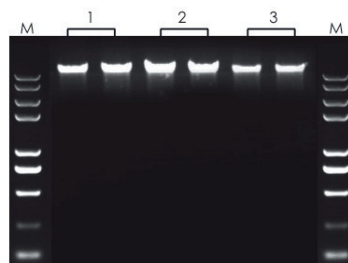
Data



Extraction from Gram-positive bacteria

M: Trans2K[®] Plus II DNA Marker

1: *Streptomyces coelicolor* 2: *Staphylococcus aureus*
3: *Lactobacillus acidophilus* 4: *Bacillus subtilis*



Extraction from Gram-positive bacteria

M: Trans2K[®] Plus II DNA Marker

1: *Escherichia coli* 2: *Citrobacter freundii*
3: *Pseudomonas fluorescens*

07. Stool and Soil

MagicPure® Stool and Soil Genomic DNA Kit (EC801)

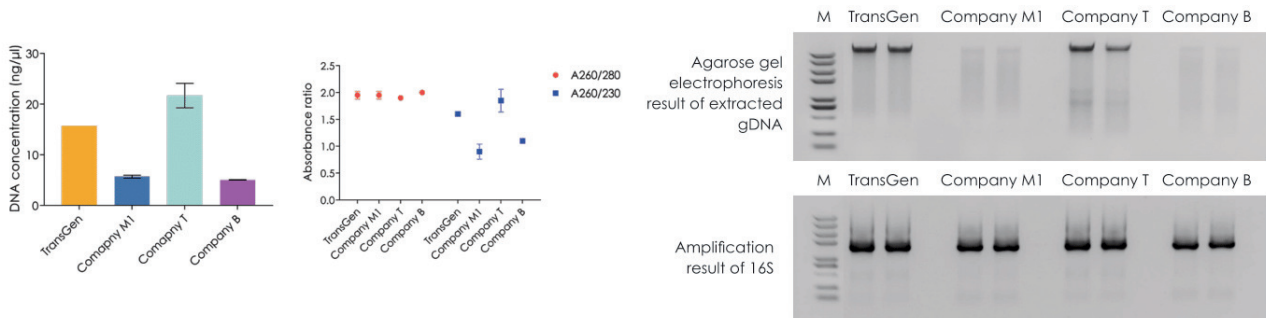
- Simple operation: cumbersome steps such as heating or ice bathing are not required.
- High purity: Humic Acid Removal can efficiently remove inhibitors to produce high-quality DNA.
- Wide range of applications: suitable for various soil and stool samples.

Data

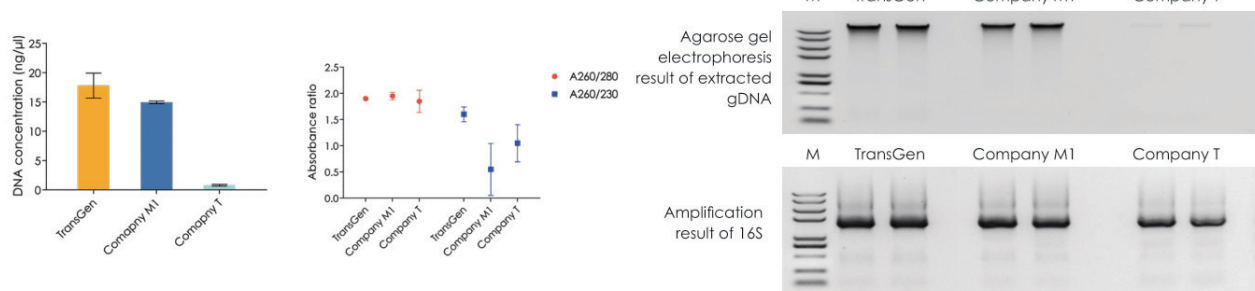
Comparison with competing products

Soil samples

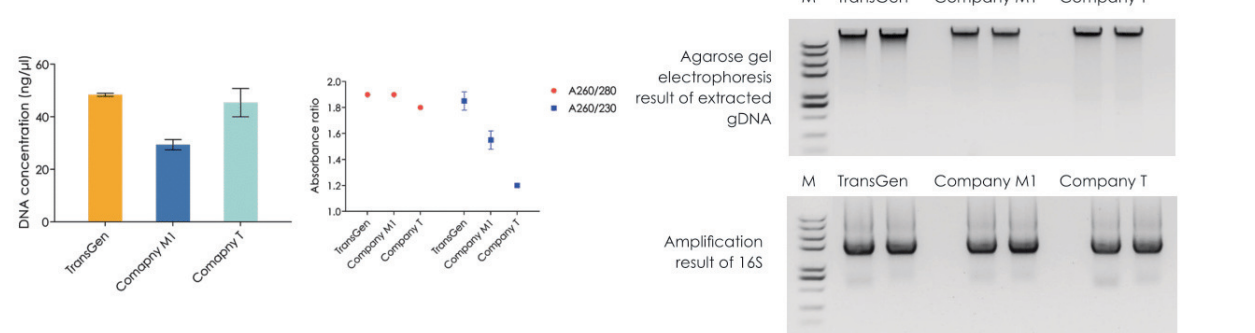
Silt



Farmland soil



Grassland soil



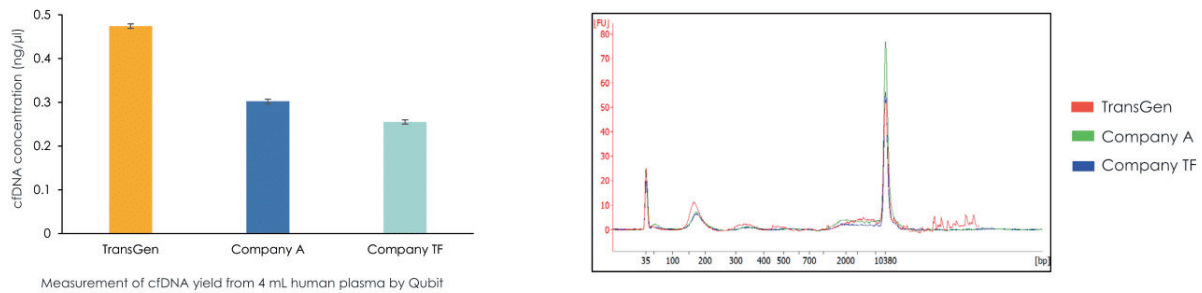
Genomic DNA was extracted from different soil samples using reagents from TransGen and competitors respectively. The extracted gDNAs were detected for DNA concentration, A260/280 ratio, A260/230 ratio, agarose gel electrophoresis, and downstream gene amplification. The results showed that extracted gDNAs using TransGen reagent had high concentration, good quality and no inhibition on downstream gene amplification.

08. Cell-Free DNA

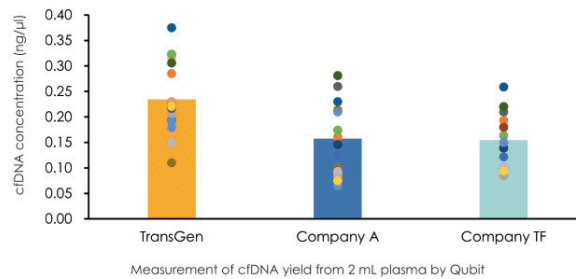
MagicPure[®] Cell-Free DNA Kit (EC201)

- Suitable for 0.5 mL-10 mL serum or plasma.
- Simple and fast, no centrifugation required.
- High yield and purity.

Data



Human plasma cfDNA was extracted using reagents from TransGen, Company A, and Company TF. The results showed that the cfDNA extracted using TransGen's product had a higher concentration, with the main fragment concentration being greater than that of competitors. Additionally, it demonstrated superior coverage for fragments in the 150-200 bp range compared to competing products.



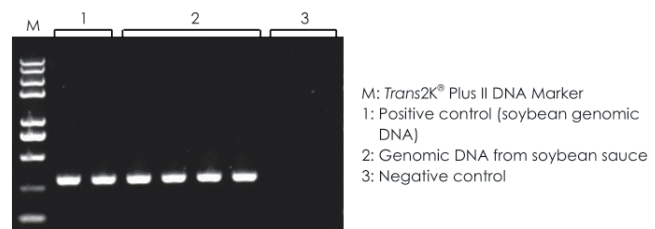
cfDNA was extracted from 16 human plasma samples using reagents from TransGen, Company A, and Company TF, respectively. The results showed that the TransGen product yielded higher cfDNA concentrations than competing products.

09. Highly Processed Food and Fodder

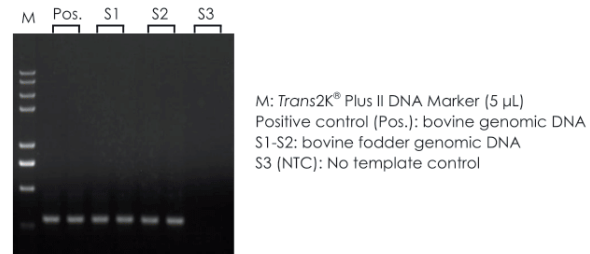
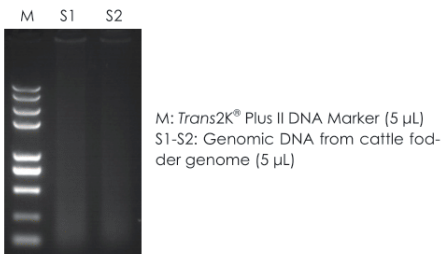
EasyPure® Food and Fodder Security Genomic DNA Kit (EE171)

- Suitable for the extraction from crops, highly processed foods, meat products, fodder and other routine test materials.
- Strong lysis capability and fast extraction.
- High purity enabled by spin column which can efficiently and specifically bind to DNA, remove protein, salts or other contaminants.

Data



Amplify plant 18S rDNA from isolated soybean sauce genomic DNA.



Amplify bovine 18S rDNA from isolated bovine fodder genomic DNA.

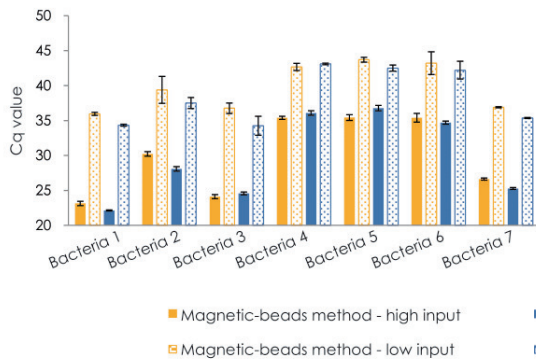
10. Microbiome

EasyPure[®] Microbiome DNA Isolation Kit (EE401)

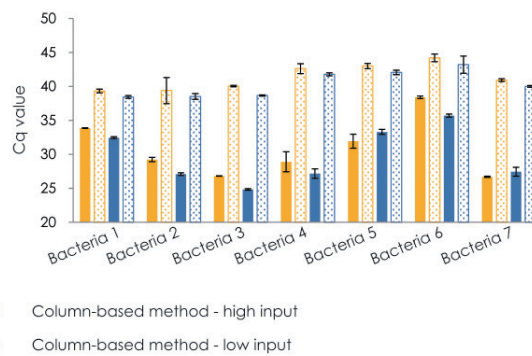
- Suitable for isolation and purification of host and microbial genomic DNA from biological samples such as blood, alveolar lavage fluid, liquefied sputum, nasopharyngeal or oropharyngeal swabs, pleural ascites, cerebrospinal fluid, amniotic fluid, etc.
- High quality, high yield, meet a variety of downstream tests.
- Low background, reduce false positives.

Data

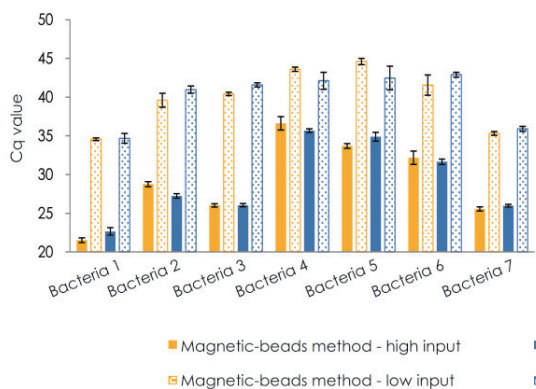
Throat swab



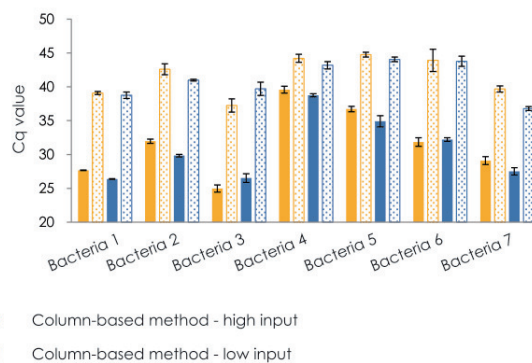
Pleural effusion



Sputum



Ascites



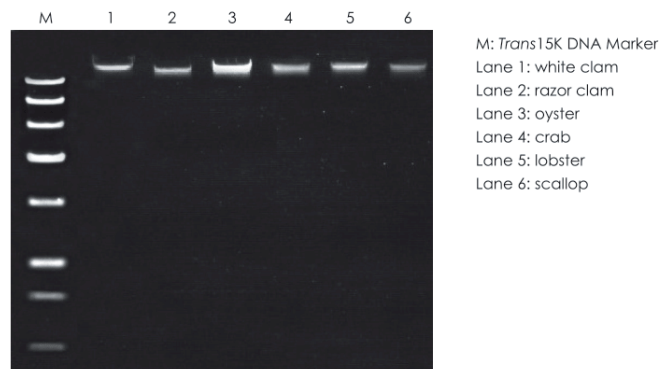
gDNA was extracted from throat swab, pleural effusion, sputum and ascites added different bacterial dilutions with high input and low input using column-based method and magnetic-beads method reagents from TransGen. The extracted gDNAs were used as templates for qPCR.

11. Marine Animal

EasyPure[®] Marine Animal Genomic DNA Kit (EE151)

- Suitable for the extraction from up to 30 mg marine animals.
- Strong lysis capability, lysis buffer specifically for marine organisms can efficiently release DNA from marine animal tissues with high salt content.
- High yield (up to 40 µg), and high purity.

Data



12. Low Abundance DNA

EasyPure[®] Micro Genomic DNA Kit (EE181)

- Suitable for the extraction from a variety of materials including blood, dried blood spots, serum/plasma, mouthwash, hair follicles, microtissues, microdissected samples and formaldehyde fixed samples.
- Fast and high yield.
- High purity enabled by spin column which can efficiently and specifically bind to DNA, remove protein, salts or other contaminants.

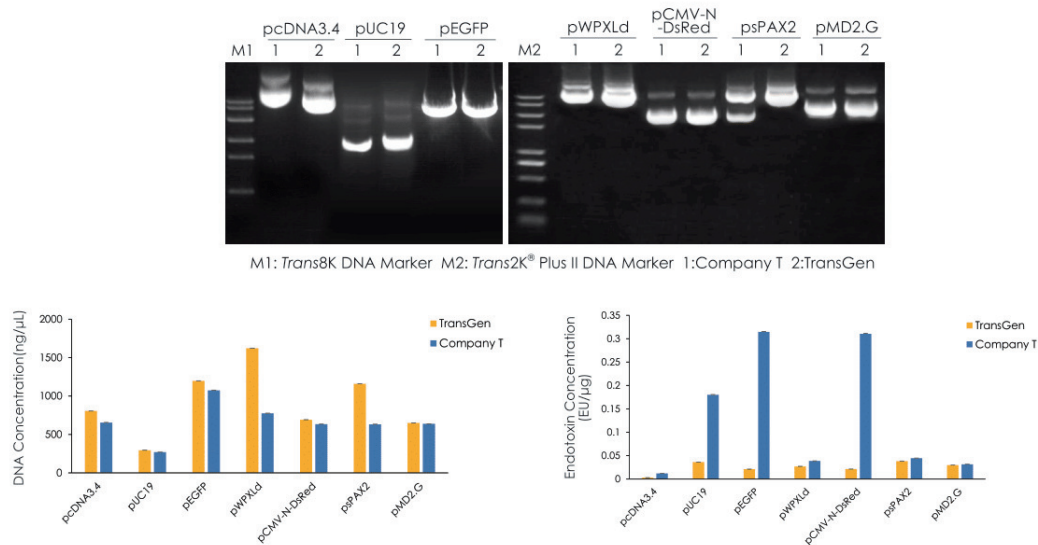
13. Plasmid DNA

EasyPure® EndoFree Pro Plasmid MaxiPrep Kit (EM123)

- Operational visualization: solution LB (blue) indicates whether the lysis and neutralization are complete through the change of color, to ensure the quality of plasmid extraction.
- Low content of endotoxin (endotoxin-free grade, advanced transfection): using liquid chromatography and Push-Filter to deplete endotoxin, prepare plasmid DNA with high purity (endotoxin <0.1 EU/μg).
- Fast: increased volume of spin column, decreased numbers of centrifuge, the operation time has been shortened significantly.
- High yield: up to 4 mg nucleic acid load in the purification column.
- Wide range of applications: plasmid with high-copy or low-copy can be extracted efficiently.
- Transfection grade: more suitable for transfection of mammal cells.

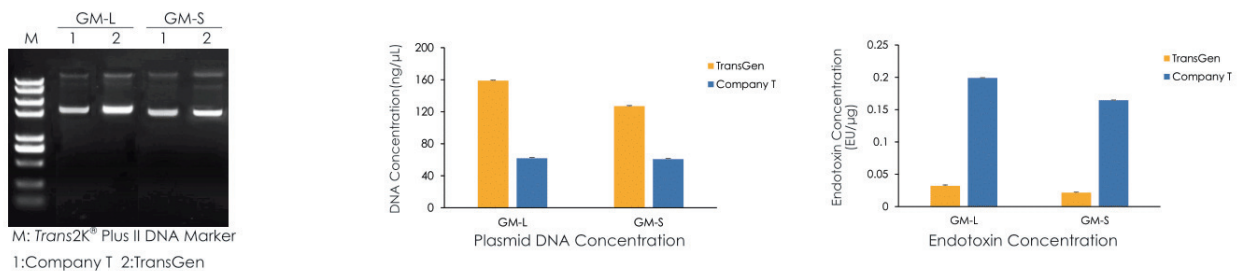
Data

High Plasmid Extraction Efficiency



Extract plasmids and detect plasmid DNA quality, concentration and endotoxin concentration. The results show that plasmid DNA extracted with TransGen product has higher quality, higher concentration and less endotoxin.

High Extraction Efficiency for Low-copy Plasmid



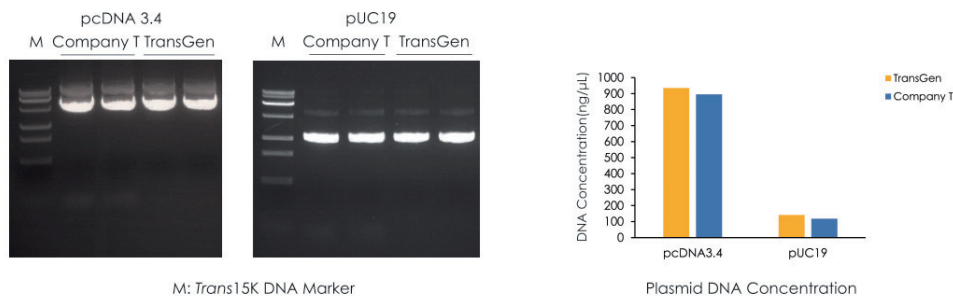
Extract plasmid GM-L and plasmid GM-S using products of TransGen and Company T respectively, and detect plasmid DNA quality, concentration and endotoxin concentration. The results show that TransGen's kit has better extraction effect for low-copy plasmid.

EasyPure[®] EndoFree Plasmid MaxiPrep Kit (EM122)

- Operational visualization: solution LB (blue) indicates whether the lysis and neutralization are complete through the change of color, to ensure the quality of plasmid extraction.
- Low content of endotoxin: plasmid DNA with high purity and transfection grade can be prepared (endotoxin < 20 EU/μg).
- High yield: up to 4 mg nucleic acid load in the purification column.
- Simple operation: more simple and quicker compared to EasyPure[®] EndoFree Pro Plasmid MaxiPrep Kit (EM123).

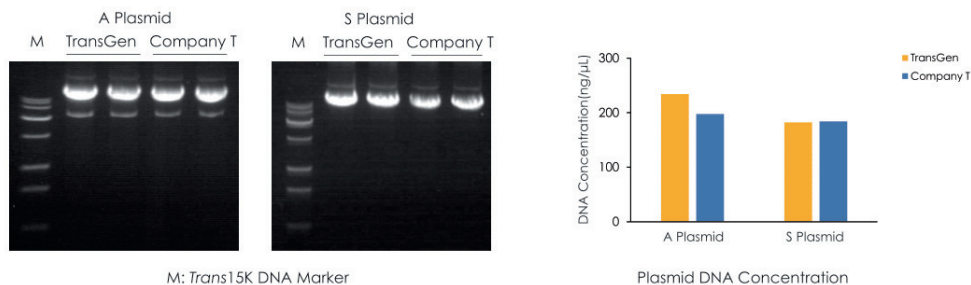
Data

Conventional Plasmid Extraction



Extract plasmid pUC19 and plasmid pcDNA 3.4 using products of TransGen and Company T respectively, and detect plasmid DNA quality, concentration and endotoxin concentration. The results show that plasmid DNA extracted with TransGen product has higher quality, higher concentration and less endotoxin.

Large Plasmid Extraction



Extract plasmid A and plasmid S using products of TransGen and Company T respectively, and detect plasmid DNA quality, concentration and endotoxin concentration. The results show that plasmid DNA extracted with TransGen product has higher quality, higher concentration and less endotoxin.

EasyPure[®] 1-Tube Universal EndoFree Plasmid MaxiPrep Kit (for 100-500 ml)

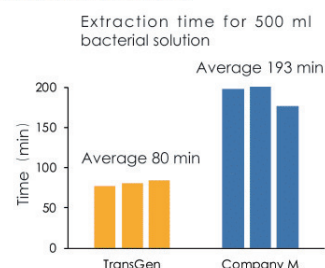
(EM152)

- 1-tube type: Lysis and neutralization of 100-500 ml bacterial solution can be completed in a single 50 ml centrifuge tube, without the need to prepare large-volume consumables.
- Visualization: Solution LB II (blue) indicates whether lysis and neutralization are complete through the change of color, ensuring the quality of plasmid extraction.
- Fast: The universal system is compatible with extraction of 100-500 ml bacterial solution. Small volume system combined with large volume spin column.
- High yield: Up to 6 mg nucleic acid load in the purification column.

Data

Easy to operate and fast: Only 3 centrifugations are required and the extraction can be completed in 80 minutes.

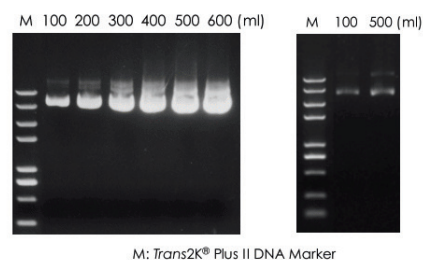
Bacterial cells volume (ml)	TransGen			Company M		
	The system for Lysis and neutralization (ml)	After adding 0.3 times the volume of isopropanol (ml)	Centrifugation times	The system for Lysis and neutralization (ml)	After adding 0.3 times the volume of binding buffer (ml)	Centrifugation times
500	12-12-12	46	3	20-20-20	78	5



Efficient extraction of high and low copy plasmids from different culture volumes

Different types of plasmids from different volumes of bacterial culture were extracted using reagent from TransGen. The extracted plasmids were analyzed by concentration, A260/280, A260/230, and agarose gel electrophoresis. The results showed that TransGen product can efficiently extract bacterial cultures of different volumes, with high quality.

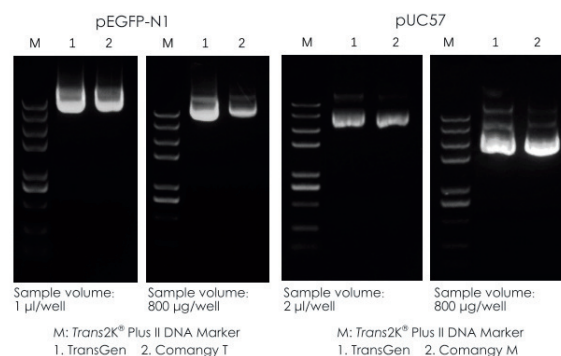
Plasmid type	Bacterial cells volume (ml)	Elution volume (ml)	Nano (ng/μl)	A260/280	A260/230
High copy pLVX (8 kb)	100	3	237.871	1.88	2.25
	200	3	438.833	1.88	2.26
	300	3	663.471	1.86	2.26
	400	3	919.271	1.86	2.26
	500	3	1108.2	1.85	2.24
	600	3	1339.92	1.84	2.27
Low copy pBI121 (15 kb)	100	2	75.729	1.87	1.86
	500	2	246.394	1.87	1.64



Comparison with competitive products

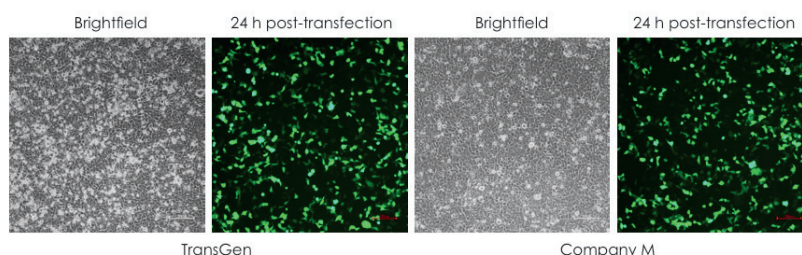
Plasmids from different volumes of bacterial culture were extracted using reagents from TransGen, Company T and Company M. The extracted plasmids were analyzed by concentration, A260/280, A260/230, and agarose gel electrophoresis. The results show that plasmid extracted with TransGen product has higher quality.

Bacterial cells volume (ml)	Plasmid name	Elution volume (ml)	Brand	Qubit (ng/μl)	Nano (ng/μl)	A260/280	A260/230
100	pEGFP-N1	1.5	TransGen	989.96	1065.23	1.84	2.22
			Company T	898.45	2060.06	1.86	2.31
500	pUC57	3	TransGen	168.12	176.393	1.86	2.21
			Company M	114.31	136.07	1.91	2.43



Downstream application - cell transfection

GFP plasmids were extracted using reagents from TransGen and Company M. 293T cells were transfected with plasmids of equal quality, respectively. Transfection results were detected with fluorescence microscopy. The results showed that plasmid extracted with TransGen product can be successfully used for cell transfection experiment, with high transfection efficiency.



EasyPure[®] 1-Tube Universal EndoFree Pro Plasmid MaxiPrep Kit (for 100-500 ml)

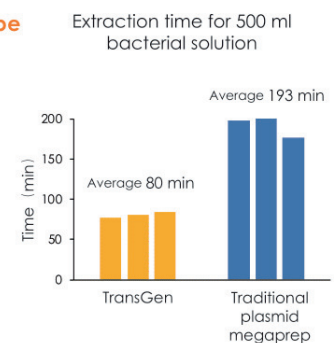
(EM153)

- 1-tube type: Lysis and neutralization of 100-500 ml bacterial solution can be completed in a single 50 ml centrifuge tube, without the need to prepare large-volume consumables.
- Visualization: Solution LB III (blue) indicates whether lysis and neutralization are complete through the change of color, ensuring the quality of plasmid extraction.
- Fast: The universal system is compatible with extraction of 100-500 ml bacterial solution. Small volume system combined with large volume spin column.
- Endotoxin-free: Purified plasmid with endotoxin levels <0.1 EU/μg (as low as 0.001 EU/μg).
- High yield: Up to 5 mg nucleic acid load in the purification column.

Data

Easy to operate and fast: Only 3 centrifugations are required and the extraction can be completed in 80 minutes.

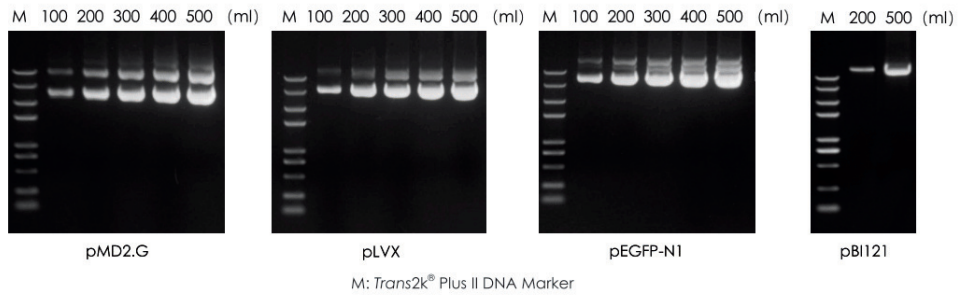
Bacterial cells volume	TransGen			Traditional plasmid megaprep		
	The system for Lysis and neutralization (ml)	After adding 0.3 times the volume of isopropanol (ml)	Centrifugation times	The system for Lysis and neutralization (ml)	After adding 0.3 times the volume of binding buffer (ml)	Centrifugation times
500	12-12-8	45.5	3	20-20-20	78	5



Efficient extraction of high and low copy plasmids from different culture volumes

Different types of plasmids from different volumes of bacterial culture were extracted using reagent from TransGen. The extracted plasmids were analyzed by concentration, A260/280, A260/230, yield, endotoxin level, and agarose gel electrophoresis. The results showed that TransGen product can efficiently extract bacterial cultures of different volumes, with high quality, high concentration and low endotoxin levels.

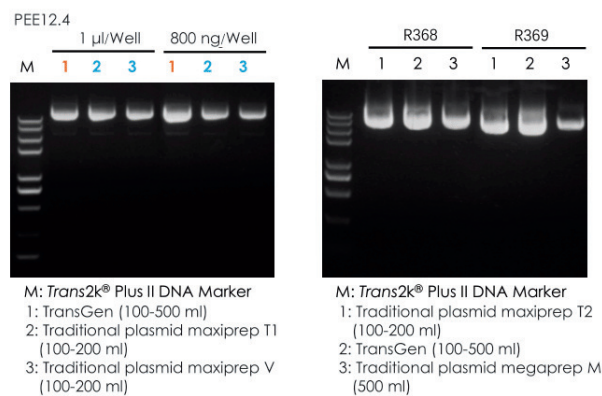
Plasmid name	Bacterial cells volume(ml)	Elution volume(ml)	Qubit (ng/μl)	Nano (ng/μl)	A260/280	A260/230	Yield (μg)	Endotoxin level (EU/μg)
pMD2.G (High copy, 5 kb)	100	3	198.64	233.25	1.87	2.29	699.75	0.0057
	200	3	482.19	528.01	1.86	2.32	1584.03	0.0014
	300	3	681.33	753.52	1.83	2.33	2260.56	0.0080
	400	3	896.43	957.58	1.85	2.34	2872.74	0.0063
	500	3	1034.72	1239.12	1.83	2.31	3717.36	0.0048
pLVX (High copy, 8 kb)	100	4	190.13	221.31	1.89	2.26	885.24	0.0068
	200	4	390.81	414.94	1.86	2.19	1659.76	0.0036
	300	4	534.37	597.43	1.86	2.22	2389.72	0.0025
	400	4	634.64	731.36	1.85	2.27	2925.44	0.0021
	500	4	756.21	863.32	1.85	2.26	3453.28	0.0017
pEGFP-N1 (High copy, 8 kb)	100	4	260.32	300.07	1.88	2.25	1200.28	0.0010
	200	4	490.30	585.53	1.85	2.28	2342.12	0.0051
	300	4	760.56	870.255	1.84	2.27	3481.02	0.0034
	400	4	980.72	1171.23	1.86	2.23	4684.90	0.0026
	500	4	1342.94	1425.95	1.87	2.23	5703.80	0.0021
pBI121 (Low copy, 15 kb)	200	2	106.23	125.90	1.86	2.09	251.80	0.0220
	500	2	215.29	367.03	1.86	2.16	534.06	0.0240



Comparison with traditional plasmid maxiprep kits

Different types of plasmids (bacterial cultures prepared in TB medium) were extracted using TransGen, traditional plasmid maxiprep and traditional plasmid megaprep products. The extracted plasmids were analyzed by concentration, A260/280, A260/230, yield, endotoxin level, and agarose gel electrophoresis. The results showed that the plasmid DNA extracted by TransGen exhibited better quality, lower endotoxin levels, and more accurate concentration.

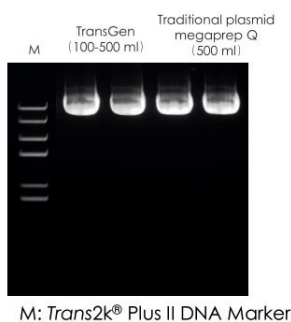
Plasmid name	Product	Bacterial cells volume (ml)	Elution volume (ml)	Qubit (ng/μl)	Nano (ng/μl)	A260/280	A260/230	Yield (μg)	Endotoxin level (EU/μg)
pEE12.4 (Medium copy, 10 kb)	TransGen (100-500 ml)	130	1.2	221.37	255.71	1.88	2.29	306.85	0.0049
	Traditional plasmid maxiprep T1 (100-200 ml)	130	1.2	208.76	530.62	1.92	2.52	636.74	94.642
	Traditional plasmid maxiprep V (100-200 ml)	130	1.2	211.26	581.50	1.91	2.58	697.81	26.810
R368 (High copy, 6.5 kb)	Traditional plasmid maxiprep T2 (100-200 ml)	500	1.3	987.69	1123.12	1.83	2.26	1460.06	0.2406
	TransGen (100-500 ml)	500	1.3	1087.76	1276.43	1.84	2.24	1659.36	0.0071
	Traditional plasmid megaprep M (500 ml)	500	1.3	1062.34	1093.06	1.84	2.21	1602.98	22.3819
R369 (High copy, 5.8 kb)	Traditional plasmid maxiprep T2 (100-200 ml)	500	1.3	1463.25	1659.26	1.83	2.3	2157.04	0.2062
	TransGen (100-500 ml)	500	1.3	1457.21	1606.72	1.84	2.31	2088.74	0.0015
	Traditional plasmid megaprep M (500 ml)	500	1.3	802.40	963.06	1.83	2.23	1251.98	21.2076



Stronger endotoxin removal capability and shorter processing time

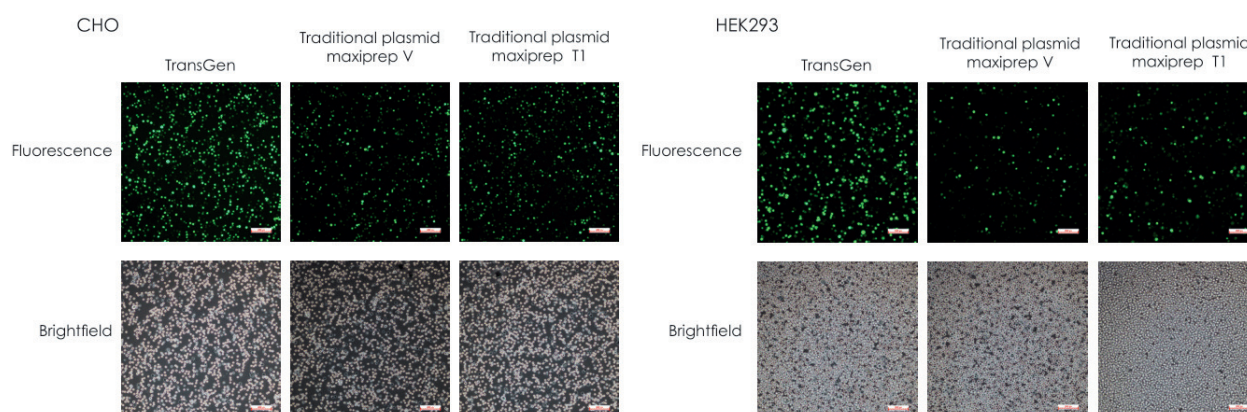
The TransGen product, when combined with the concentration process (ethanol precipitation method), further reduces endotoxin levels and saves approximately 36.8% in processing time compared to traditional plasmid megaprep kit (Company Q).

Plasmid name	Product	Bacterial cells volume (ml)	Elution volume (ml)	Qubit (ng/μl)	Nano (ng/μl)	A260/280	A260/230	Yield (μg)	Endotoxin level (EU/μg)	Time (min)
pEE12.4 (TB medium)	TransGen (100-500 ml)	325	0.8	1039.12	1121.97	1.82	2.23	897.576	0.0000300	120
	Traditional plasmid megaprep kit (Company Q) (500 ml)	325	0.8	1082.5	1126.57	1.83	2.27	901.256	0.0086563	190



Cell transfection

The pEE12.4 plasmid was extracted using TransGen, traditional plasmid maxiprep V, and traditional plasmid maxiprep T1 kits, respectively. Equal amounts of plasmid DNA, calculated based on Nanodrop readings (data derived from comparison with traditional plasmid maxiprep kits), were transfected into CHO cells (via electroporation) and HEK293 cells (via PEI transfection). Transfection efficiency was detected at 24 hours after the post transfection. The results showed that the TransGen product achieved higher transfection efficiency, confirming that the plasmid concentration extracted by the TransGen product is more accurate.



14. DNA Clean Up

EasyPure® PCR Purification Kit (EP101)

- Apply to purification of PCR products and enzyme digestion products.
- Effectively remove primers, dNTPs, enzymes, and inorganic salts.
- Purification of fragments ranging from 100 bp to 10 kb.
- Fast purification in only 5 minutes.
- High purification efficiency.

EasyPure® Quick Gel Extraction Kit (EG101)

- Apply to purify DNA fragments from TAE or TBE agarose gels.
- Purification of fragments ranging from 100 bp to 10 kb.
- Fast purification in less than 20 minutes.
- Gel Solubilization Buffer (GSB, Yellow), color change indicates pH level is appropriate for DNA binding to column.

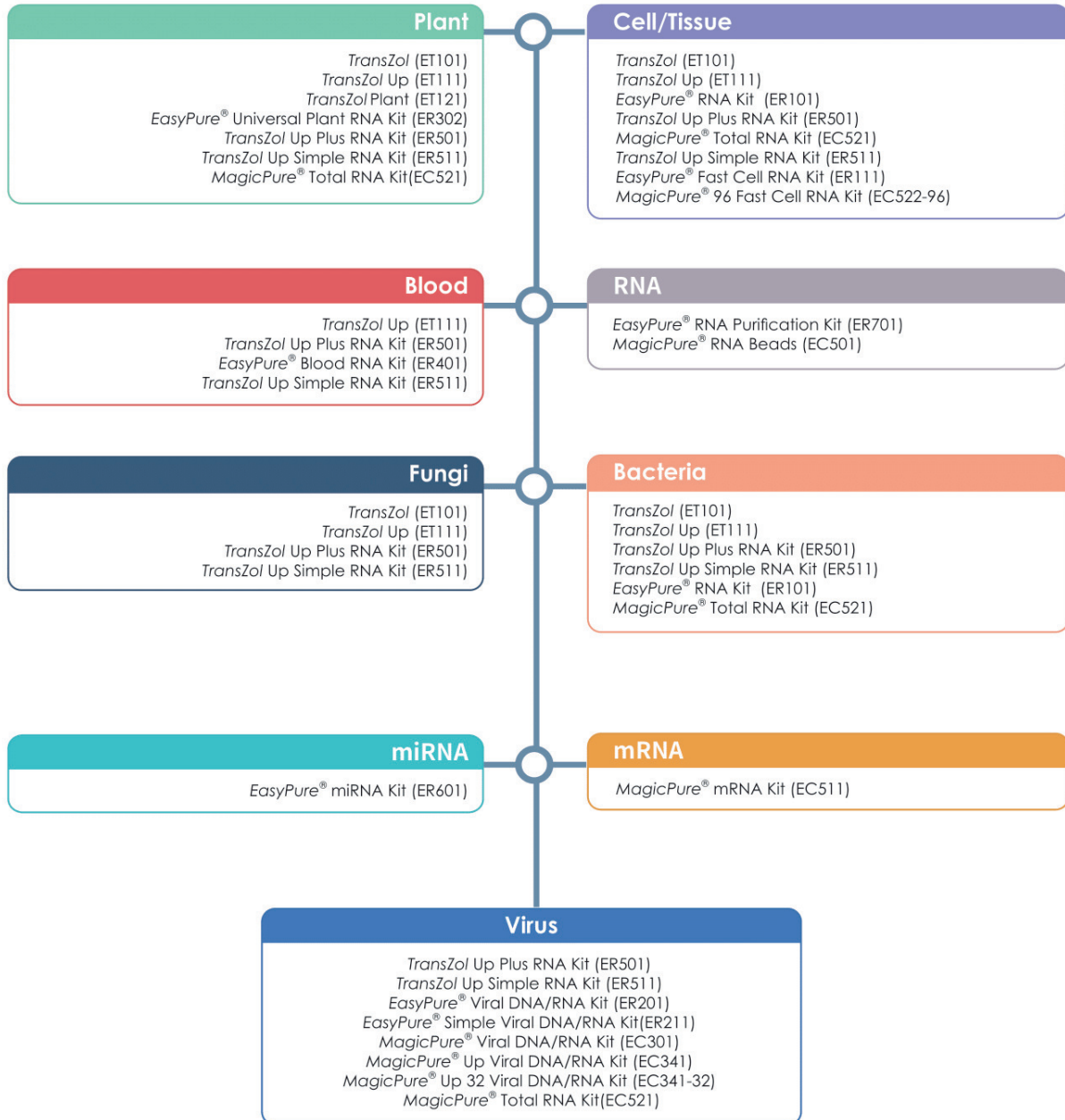
DNA Purification Products

Category	Product Name	Cat. No.
Cell/Tissue	EasyPure® Genomic DNA Kit	EE101
	MagicPure® Mouse Tissue Genomic DNA Kit	EC111
Plant	PlantZol	EE141
	EasyPure® Plant Genomic DNA Kit	EE111
	EasyPure® Universal Plant Genomic DNA Kit	EE112
	MagicPure® Plant Genomic DNA Kit	EC102
Blood	EasyPure® Blood Genomic DNA Kit	EE121
	MagicPure® Blood Genomic DNA Kit	EC101
	MagicPure® 32 Blood Genomic DNA Kit	EC101-32
	MagicPure® 96 Blood Genomic DNA Kit	EC101-96
Buccal Swab	EasyPure® Buccal Swab Genomic DNA Kit	EE201
	MagicPure® Buccal Swab Genomic DNA Kit	EC901
FFPE	EasyPure® FFPE Tissue Genomic DNA Kit	EE191
	MagicPure® FFPE Tissue Genomic DNA Kit	EC701
Bacteria	EasyPure® Genomic DNA Kit	EE101
	EasyPure® Bacteria Genomic DNA Kit	EE161
Soil and Stool	EasyPure® Stool Genomic DNA Kit	EE301
	MagicPure® Stool and Soil Genomic DNA Kit	EC801
Cell-Free DNA	MagicPure® Cell-Free DNA Kit	EC201
	MagicPure® Cell-Free DNA Kit II	EC211
Highly Processed Food and Fodder	EasyPure® Food and Fodder Security Genomic DNA Kit	EE171
Microbiome	EasyPure® Microbiome DNA Isolation Kit	EE401
	EasyPure® 32 Microbiome DNA Isolation Kit	EC107-32
Marine Animal	EasyPure® Marine Animal Genomic DNA Kit	EE151
Low Abundance DNA	EasyPure® Micro Genomic DNA Kit	EE181
Plasmid DNA	EasyPure® Plasmid MiniPrep Kit	EM101
	EasyPure® HiPure Plasmid MiniPrep Kit	EM111
	EasyPure® EndoFree Plasmid MaxiPrep Kit	EM122
	EasyPure® EndoFree Pro Plasmid MaxiPrep Kit	EM123
	EasyPure® 1-Tube Universal EndoFree Plasmid MaxiPrep Kit (for 100-500 ml)	EM152
	EasyPure® 1-Tube Universal EndoFree Pro Plasmid MaxiPrep Kit (for 100-500 ml)	EM153
DNA Clean Up	EasyPure® PCR Purification Kit	EP101
	EasyPure® Quick Gel Extraction Kit	EG101
	MagicPure® Size Selection DNA Beads	EC401

RNA Purification

B

RNA Purification Products Guide



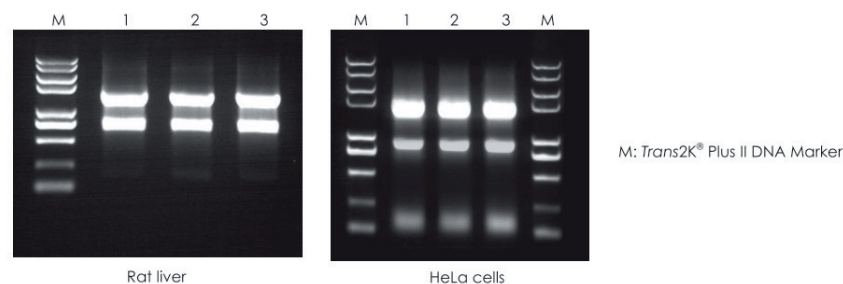
01. Cell/Tissue

TransZol Up (ET111)

Compared with other total RNA extraction reagents, *TransZol Up* has strong lysis capability, fast speed, and higher yield and purity.

- Suitable for rapid extraction of total RNA from various tissues and cells.
- Wide range of applications: animal and plant tissues, blood and bacteria, etc. Small samples (50-100 mg tissue, 5×10^6 cells, 200 μ l blood). Large samples (≥ 1 g tissue or $\geq 10^7$ cells).
- Fast extraction: the reaction can be completed within an hour.
- Visualization of operation: the solution is pink for easy separation of aqueous and organic phases.
- High purity: minimal DNA and protein contamination.
- RNA Dissolving Solution: facilitates RNA preservation and reduces inhibition of reverse transcription.

Data

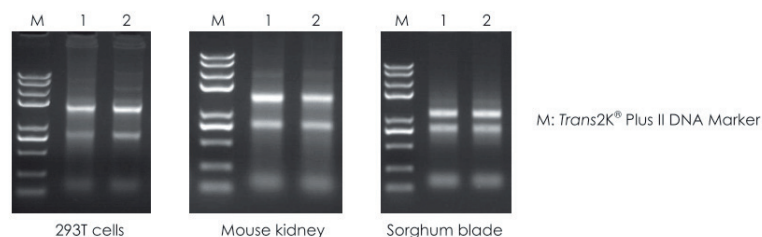


TransZol Up Plus RNA Kit (ER501)

Compared with other total RNA extraction methods, *TransZol Up Plus RNA Kit* possesses not only advantages of strong lysis capability, high yield and a wide range of applications of *TransZol Up*, but also the advantage of high purity of spin column extraction.

- Wide range of applications: animal and plant tissues, virus and bacteria, etc. Small samples (50-100 mg tissue, 5×10^6 cells, 200 μ l blood). Large samples (≥ 1 g tissue or $\geq 10^7$ cells). The binding capacity of the spin-columns is up to 100 μ g RNA.
- Strong lysis capability: complete and fast lysis, high yield.
- Fast extraction: the reaction can be completed within an hour.
- Visible workflow: pink organic phase to facilitate separation from colorless aqueous phase.
- High purity: minimum DNA and protein contamination.

Data

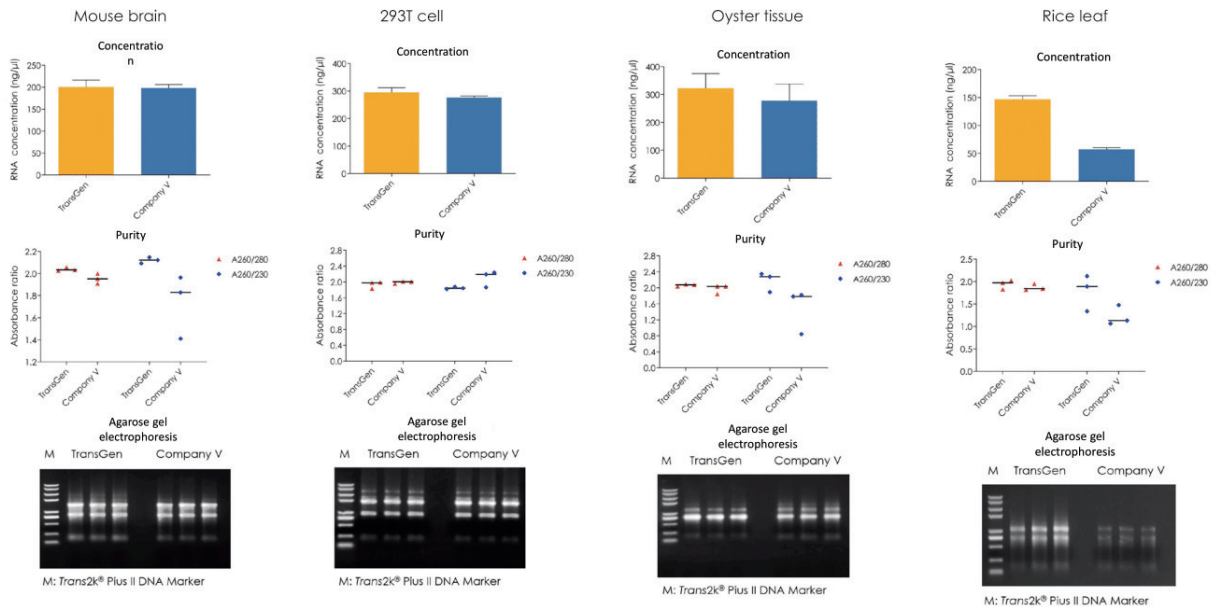


TransZol Simple RNA Kit (ER511)

- Simple operation: Centrifugation at room temperature, no centrifugation-based phase separation with easier supernatant collection.
- High safety: Free from toxic reagents such as chloroform.
- Fast extraction speed: Completed in 8.5 minutes.
- High extraction purity: Effectively removes impurities such as gDNA and proteins.
- Wide application: Suitable for a wide range of samples, including animal cells/tissues, plant tissues, virus and bacteria samples.

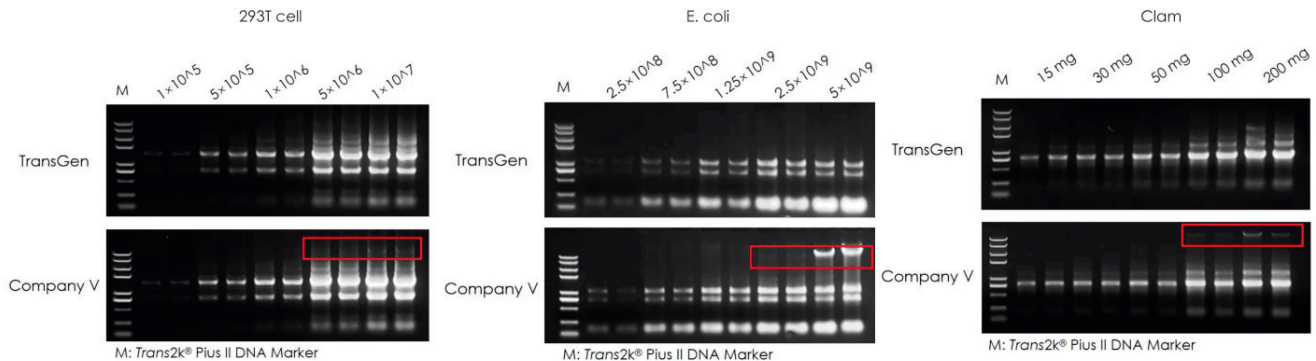
Data

Better extraction result



Extract RNA from various samples, including animal cells/tissues, plant tissues and microorganisms using TransGen (ER511) and Company V products and then test the RNA concentration, purity, run agarose gel electrophoresis. The results show that the RNA extracted with ER511 has higher quality and ER511 is compatible with a variety of sample types.

Wider range of sample size

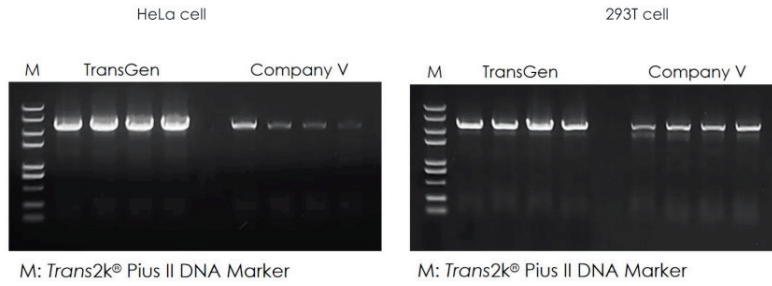


Extract RNA from 293T cells, Escherichia coli (E. coli), and clam (Solenidae) using TransGen (ER511) and Company V products and then the RNA quality is assessed by agarose gel electrophoresis. The results show that the RNA extracted with ER511 has higher quality and ER511 demonstrates good compatibility with different sample input amounts. Compared to Company V, ER511 shows no residual genomic DNA, ensuring the accuracy of downstream experimental results.

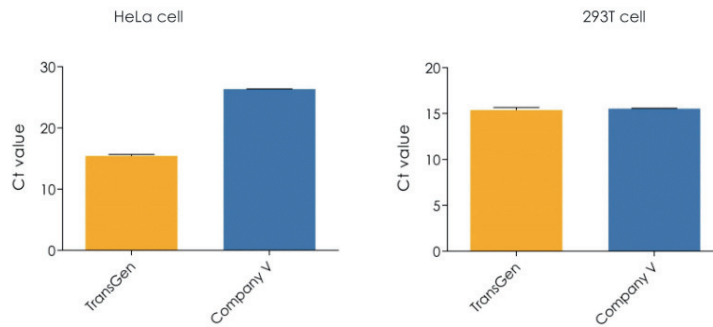
No inhibition in downstream experiments

1. PCR and qPCR experiments

PCR experiment

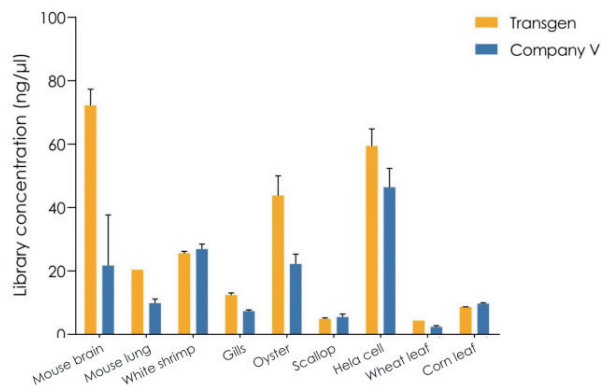


qPCR experiment



Extract RNA from HeLa and 293T cells using TransGen (ER511) and Company V products and the extracted RNA is used as template for PCR and qRT-PCR experiments. The results show that the RNA extracted with TransGen product (ER511) has higher quality and show no inhibition in both PCR and qRT-PCR reactions, while the RNA extracted with Company V exhibits stronger inhibition in downstream experiments.

2. Library preparation

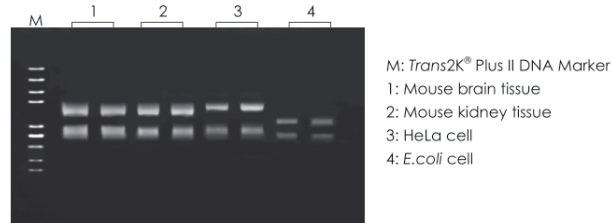


Extract RNA from multiple species using TransGen (ER511) and Company V products and the extracted RNA is used as template for library preparation using an automated library preparation system with KP701. The results show that RNA extracted with TransGen product (ER511) successfully undergo RNA library preparation, yielding higher library output.

EasyPure® RNA Kit (ER101)

- Suitable for extraction from cultured animal cells, tissues, and *E. coli*.
- High purity, no DNA and protein contamination.

Data

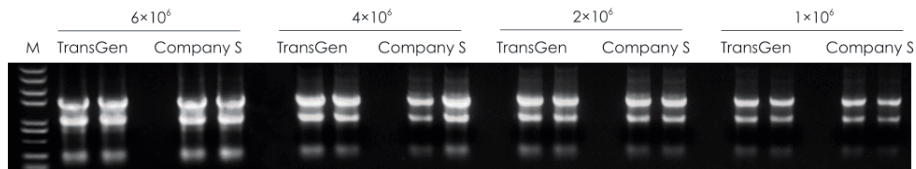


EasyPure® Fast Cell RNA Kit (ER111)

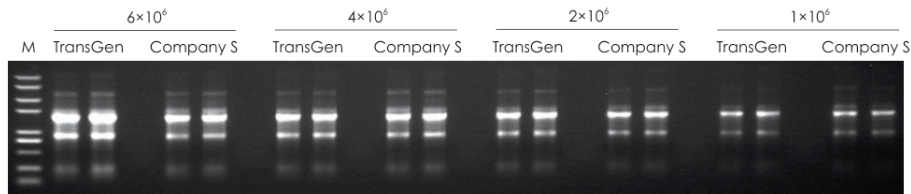
- Simple operation: operate at room temperature during the whole process, no low-temperature centrifugation required.
- Fast: extraction completes in 7 minutes.
- Safety: no need for organic reagents such as phenol and chloroform.
- High purity: efficient removal of impurity contamination.

Data

Jurkat cells

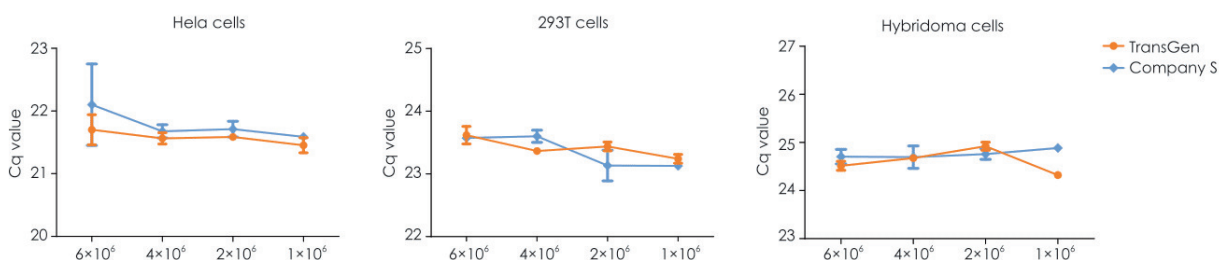


HeLa cells



RNA was extracted from Jurkat cells and HeLa cells using reagents from TransGen and Company S respectively. The extracted RNA was analyzed by agarose gel electrophoresis.

Sample type	RNA yield (μg)			
	1×10^6 cells	2×10^6 cells	4×10^6 cells	6×10^6 cells
Hela cells	4	7	10	13
293T cells	3	6	10	12
HEK293 cells	3	5	8	10
A549 cells	8	14	25	30
Jurkat cells	10	15	23	26
CHO cells	4	7	15	20
Hybridoma cells	7	15	20	30



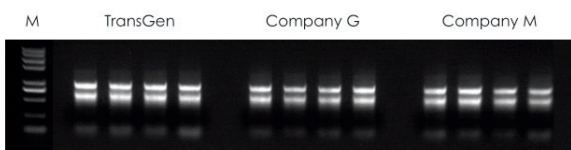
RNA was extracted from HeLa cells, 293T cells and Hybridoma cells using reagents from TransGen and Company S respectively. 200 ng of extracted RNA was used as a template for RT and qPCR. The results showed that extracted RNA by TransGen reagent had no inhibition for downstream qPCR.

MagicPure[®] Total RNA Kit (EC521)

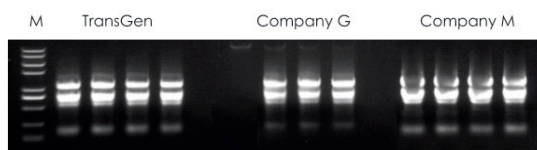
- A wide range of applications: suitable for samples such as cultured cells, animal and plant tissues, viruses and bacteria.
- Easy operation: few steps outside the instrument.
- High purity: minimum DNA and protein contamination.
- Suitable for 32/96-channel magnetic rod-type nucleic acid extractors.

Data

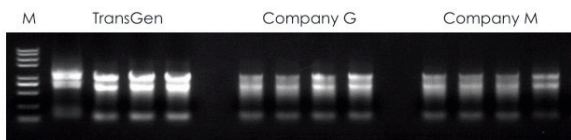
HeLa cells



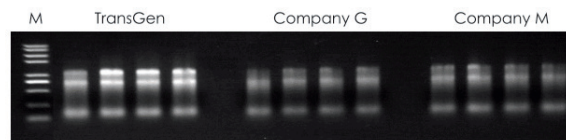
Wheat leaves



Yeast



E. coli



M: Trans2K[®] Plus II DNA Marker

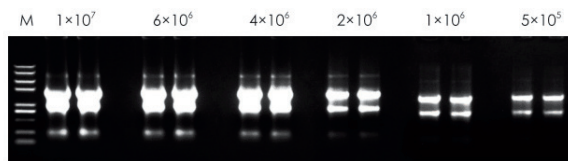
RNA was extracted from different species using reagents from TransGen, Company G and Company M respectively. The extracted RNA was analyzed by agarose gel electrophoresis.

MagicPure[®] 32/96 Fast Cell RNA Kit (EC522-32/96)

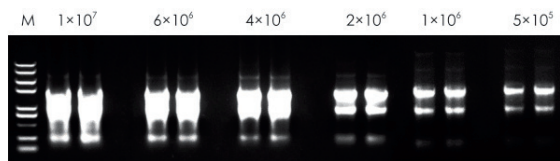
- High operational safety: no need for organic reagents such as phenol and chloroform.
- High purity enabled by genome removal module.
- High throughput: few steps outside the instrument.
- Simple operation: operate at room temperature during the whole process, no low-temperature operation required.

Data

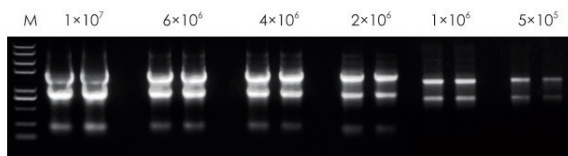
HEK-293 cells



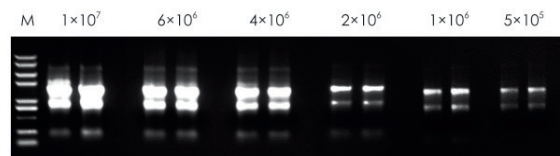
Jurkat cells



Hybridoma cells



CHO cells



M: Trans2K[®] Plus II DNA Marker

RNA was extracted from 4 cells using reagent from TransGen. The extracted RNA was analyzed by agarose gel electrophoresis.

02. Plant

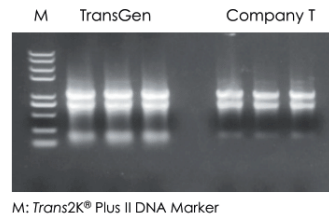
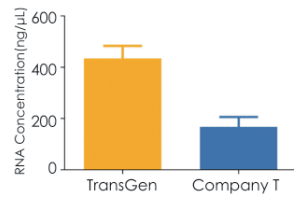
EasyPure[®] Universal Plant Total RNA Kit (ER302)

- Wide range of applications: applicable to various plant tissues, especially those rich in polysaccharides, polyphenols or starch.
- Fast operation: high-quality genomic RNA can be extracted in less than 30 minutes.
- Safe and low toxicity: no toxic organic reagents such as phenol and chloroform.
- High purity: the unique technology can efficiently remove impurities such as pigments, polyphenols and polysaccharides in the sample.

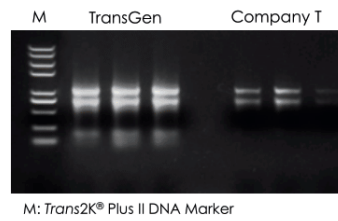
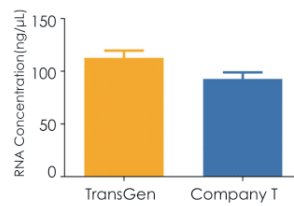
Data

Wide range of applications

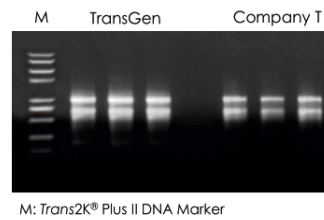
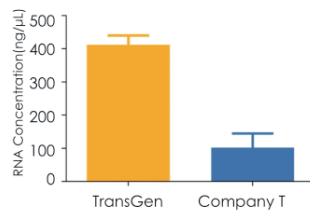
Tea tree leaves



Corn root



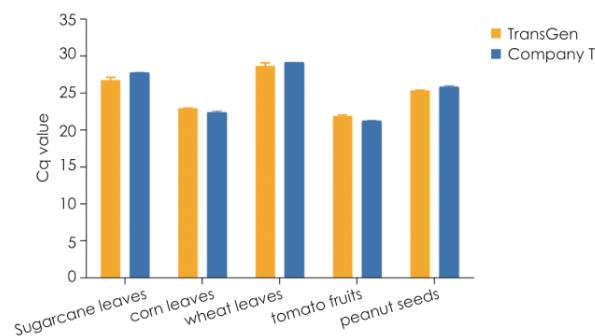
Soybean seeds



RNA was extracted from 100 mg of different plant samples using reagents from TransGen and Company T respectively. The concentration of extracted RNA was detected. And the extracted RNA was analyzed by agarose gel electrophoresis.

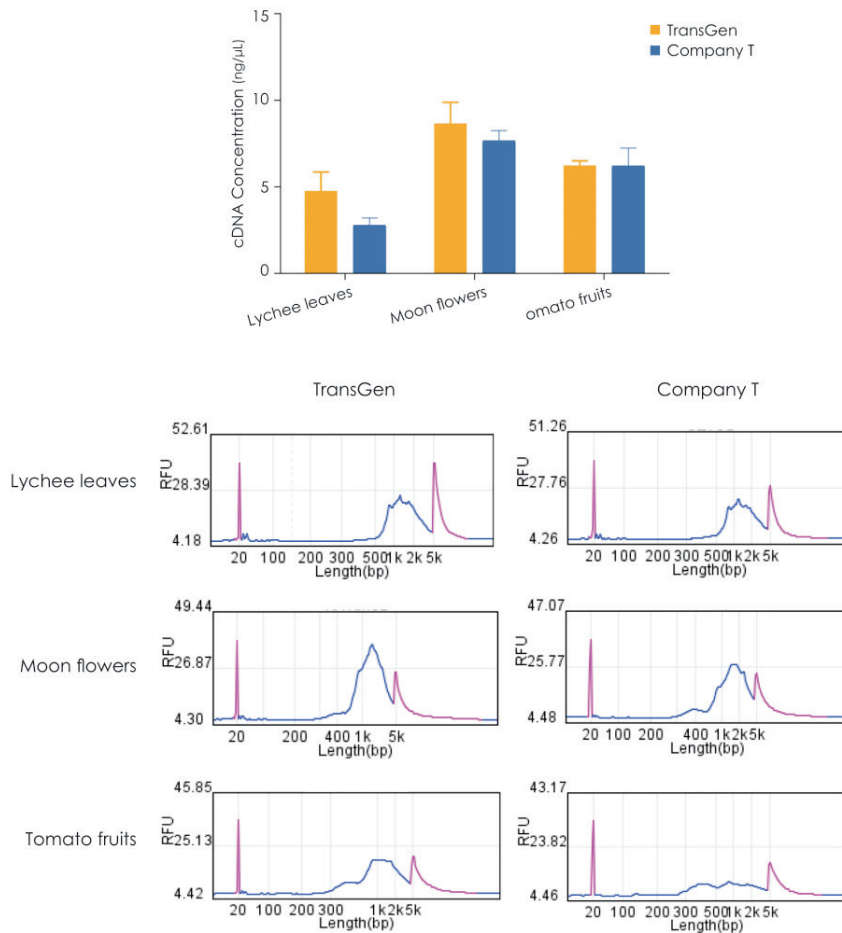
Suitable for a wide range of downstream experiments

qRT-PCR



RNA was extracted from different plant samples using reagents from TransGen and Company T respectively. The extracted RNA was used as a template for qRT-PCR (reagent: AQ311). The results showed that extracted RNA by TransGen reagent had no inhibition for downstream qPCR.

Full-length cDNA synthesis and amplification



RNA was extracted from different plant samples using reagents from TransGen and Company T respectively. The extracted RNA was used as a template for full-length cDNA synthesis (reagent: KC901).

TransZol Plant (ET121)

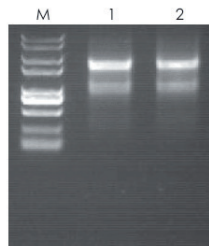
- Suitable for the extraction of total RNA from 80-100 mg of polysaccharide/polyphenolics rich plants, as well as for the extraction of total RNA from certain **animal tissues such as fat, connective tissue**.
- Strong lysis capability: complete and fast lysis, high yield.
- Fast extraction: the reaction can be completed within an hour.
- Visible workflow: pink organic phase to facilitate separation from colorless aqueous phase.
- High purity: minimum DNA and protein contamination.
- RNA Dissolving Solution: facilitates RNA preservation and reduces inhibition of reverse transcription.

03. Blood

EasyPure[®] Blood RNA Kit (ER401)

- Suitable for the extraction from 50 µl-1.5 ml of fresh anticoagulated blood.
- High purity enabled by spin column which can specifically bind to RNA, remove protein, no DNA and protein contamination.

Data



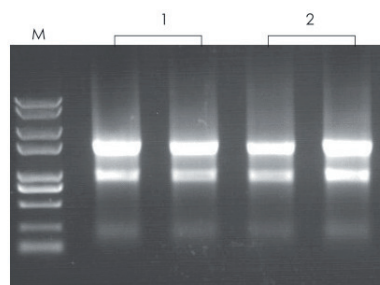
M: Trans2K[®] Plus II DNA Marker
1: 100 µL of human blood RNA
2: 50 µL of human blood RNA

TransZol Up Plus RNA Kit (ER501)

Compared with other total RNA extraction methods, *TransZol Up Plus* RNA Kit possesses not only advantages of strong lysis capability, high yield and a wide range of applications of *TransZol Up*, but also the advantage of high purity of spin column extraction.

- Wide range of applications: animal and plant tissues, virus and bacteria, etc. Small samples (50-100 mg tissue, 5×10^6 cells, 200 µl blood). Large samples (≥ 1 g tissue or $\geq 10^7$ cells). The binding capacity of the spin-columns is up to 100 µg RNA.
- Strong lysis capability: complete and fast lysis, high yield.
- Fast extraction: the reaction can be completed within an hour.
- Visible workflow: pink organic phase to facilitate separation from colorless aqueous phase.
- High purity: minimum DNA and protein contamination.

Data



M: Trans2K[®] Plus II DNA Marker
1: Human blood RNA
2: HeLa Cell RNA

04. RNA

EasyPure® RNA Purification Kit (ER701)

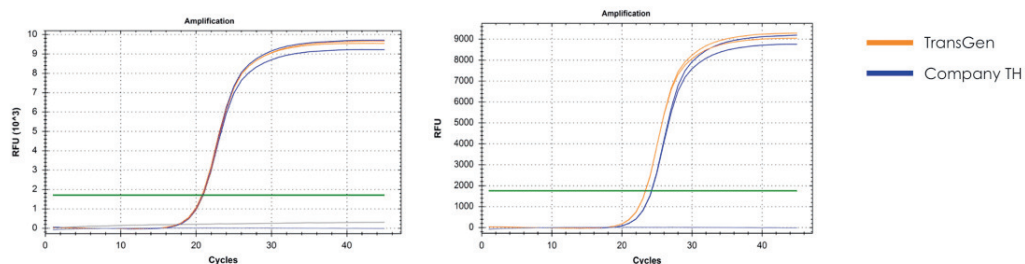
- Easy and fast operation.
- High purity enabled by spin column which can specifically bind to RNA, effectively remove impurities such as proteins, organic compounds, and inorganic salt ions.
- Suitable for RNA purification from DNase I-treated total RNA, in vitro transcription product, RNA-labelled product, synthetic RNA.

05. miRNA

EasyPure® miRNA Kit (ER601)

- Suitable for isolating miRNA and total RNA from cells, tissues, fresh blood and exosomes.
- By adjusting the volume of ethanol added to the aqueous phase, miRNA or total RNA can be obtained.
 1. Large RNAs (28S rRNA, 18S rRNA, mRNA) adsorbed by the RNA spin column, small RNA in flow-through (containing RNAs less than 200 nt, such as miRNA, siRNA, shRNA, snRNA, etc.) is adsorbed by the miRNA spin column.
 2. Total RNA (containing RNA less than 200 nt) is adsorbed by the RNA spin column.
- Strong pyrolysis capability, high yield and wide range of applications.

Data



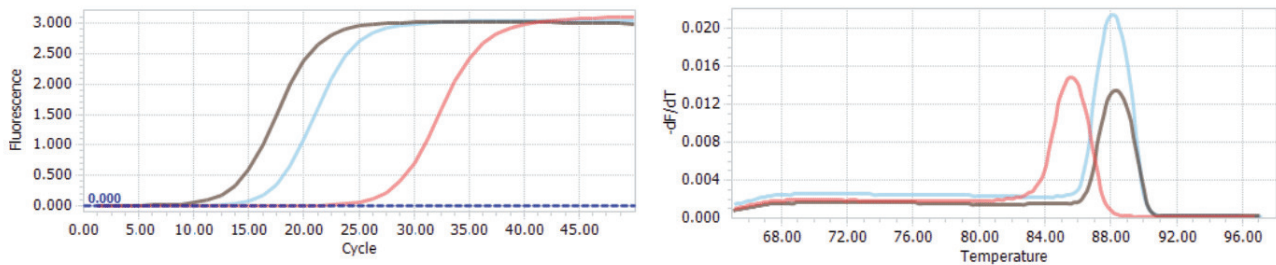
miRNA was extracted using reagents from TransGen and Company TH respectively. The extracted miRNA was used as a template for RT and qPCR.

06. Virus

EasyPure[®] Viral DNA/RNA Kit (ER201)

- Suitable for isolating viral DNA/RNA from up to 200 µl of plasma, serum, whole blood, tissue homogenate, cell-free body fluid, nasopharyngeal or oropharyngeal aspirate/wash, bronchoalveolar lavage fluid (BALF), tracheal aspirate, sputum, nasopharyngeal or oropharyngeal swab and animal cell culture supernatant.
- High purity enabled by unique lysis buffer and spin column which can specifically bind to DNA/RNA.

Data



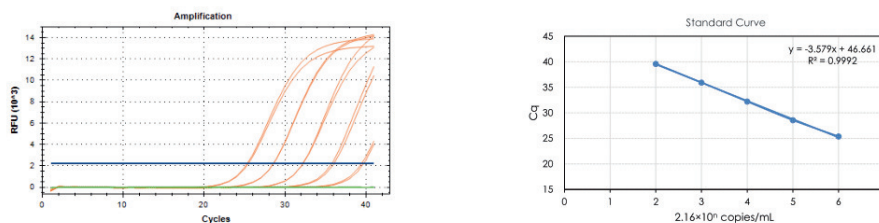
The DNA/RNA of BVDV (red), NDV (blue) and PRV (grey) virus solutions were used as templates for qPCR.

MagicPure[®] Up Viral DNA/RNA Kit (EC341)

- Easy and fast operation: purify viral DNA/RNA using silica-based magnetic beads, suitable for high-throughput magnetic rod-type nucleic acid extractors.
- High purity and yield: optimized for complex samples from aquatic and livestock, and the resulting product is highly pure and suitable for experiments such as PCR, RT-PCR and qPCR.
- Applicable to a wide range of samples: suitable for whole blood, plasma, serum, tissue, stool, urine, fodder and other sample types.

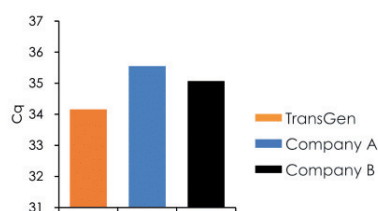
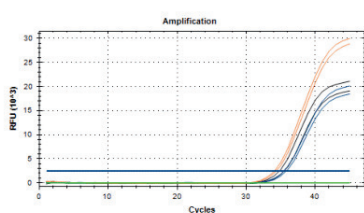
Data

Wide linear range

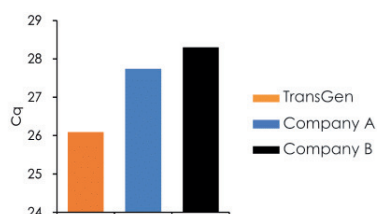
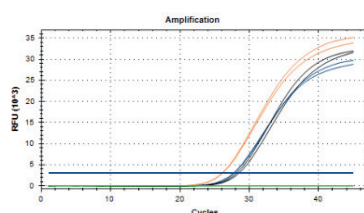


Nucleic acid was extracted from quality control of 10-fold gradient dilution (2.16×10^6 - 2.16×10^2 copies/mL). The extracted nucleic acid was used for template for qPCR.

Extraction and amplification of complex templates



Simulated detection of mixed samples of compound fodder and african swine fever virus (ASFV) pseudovirus



Simulated detection of porcine stool and porcine blue ear virus (PRRSV) pseudovirus

RNA Purification Products

Category	Product Name	Cat. No.
Cell/Tissue	<i>TransZol</i>	ET101
	<i>TransZol Up</i>	ET111
	<i>EasyPure</i> ® RNA Kit	ER101
	<i>TransZol Up Plus RNA Kit</i>	ER501
	<i>TransZol Up Simple RNA Kit</i>	ER511
	<i>EasyPure</i> ® Fast Cell RNA Kit	ER111
	<i>MagicPure</i> ® Total RNA Kit	EC521
	<i>MagicPure</i> ® 96 Fast Cell RNA Kit	EC522-96
Plant	<i>TransZol</i>	ET101
	<i>TransZol Up</i>	ET111
	<i>TransZol Plant</i>	ET121
	<i>EasyPure</i> ® Universal Plant RNA Kit	ER302
Blood	<i>TransZol</i>	ET101
	<i>TransZol Up Plus RNA Kit</i>	ER501
	<i>EasyPure</i> ® Blood RNA Kit	ER401
Virus	<i>TransZol Up Simple RNA Kit</i>	ER511
	<i>EasyPure</i> ® Viral DNA/ RNA Kit	ER201
	<i>EasyPure</i> ® Simple Viral DNA/RNA Kit	ER211
	<i>TransZol Up Plus RNA Kit</i>	ER501
	<i>MagicPure</i> ® Viral DNA/RNA Kit	EC301
	<i>MagicPure</i> ® Up Viral DNA/RNA Kit	EC341
	<i>MagicPure</i> ® Up 32 Viral DNA/RNA Kit	EC341-32
miRNA	<i>EasyPure</i> ® miRNA Kit	ER601
RNA	<i>EasyPure</i> ® RNA Purification Kit	ER701
	<i>MagicPure</i> ® RNA Beads	EC501
mRNA	<i>MagicPure</i> ® mRNA Kit	EC511

How to navigate through our website?

Homepage: When you first visit our website, you'll land on the homepage. This is where you can find an overview of our services, products, or any important announcements. From here, you can navigate to other sections of the website.

Callouts on the homepage:

- Consult our catalog and services
- Choose your Country
- Log in to your account
- Choose your language
- View Cart

Search for a product by description, reference, CAS, Number, target...

Categories:

- Cell-based assay kits
- Culture flasks
- Culture supports for microscopy
- Detection kits for IHC
- FPLC Columns
- Histological special stains
- Immunoassays
- Lectins
- Next Generation Sequencing (NGS)
- Plant tissue culture
- Radiochemicals
- More categories...

Search Bar: Look for specific Products and equipment

Search by selecting either RUO or IVD products

Refine your search by choosing from the following options

Apply Filter

Search result : 39126007 product found

Cat#	Description	Cond.
NB-45-00042-100	Super NI-NTA Agarose Resin	100ml
NB-45-00042-25	Super NI-NTA Agarose Resin	25ml
NB-45-00058-4	Proteus 1 -step Batch Mini Spin Column Pack	40pc
NB-12-6001-3	NeoLine pipette 2-20 µl	1unit
NB-12-0023C	Mini Centrifuge N500C @10,000rpm (Including 6x1.5/2.0ml angle rotor)	1pcs
NB-03-0160	Proteinase K (Powder)	100mg
NB-60-0001	NeoPrep mini	50columns
NB-12-8001-19	Combs for NeoPRO4 mini (1.5mm, 15 wells)	5pieces
NB-12-8001-20	Spacer glasses flat for NeoPRO4 mini (0.75mm, 100*83mm)	5pieces
NB-12-8001-04	Short glasses flat for NeoPRO4 mini (1.0mm, 100*73mm)	10pieces

“Remember, if you ever get lost or have questions, don’t hesitate to reach out to our customer support team. They’re here to help you address any concerns you may have.”

clinisciences

Austria

Company: CliniSciences GmbH
Address: Sternwartestrasse 76, A-1180
Wien - Austria
Telephone: +43 720 115 580
Fax: +43 720 115 577
Email: oesterreich@clinisciences.com
Web: <https://www.clinisciences.com>



Belgium

Company: CliniSciences S.R.L
Address: Avenue Stalingrad 52, 1000
Brussels - Belgium
Telephone: +32 2 31 50 800
Fax: +32 2 31 50 801
Email: belgium@clinisciences.com
Web: <https://www.clinisciences.com>



Denmark

Company: CliniSciences ApS
Address: Oesterbrogade 226, st. 1,
Copenhagen, 2100 - Denmark
Telephone: +45 89 888 349
Fax: +45 89 884 064
Email: denmark@clinisciences.com
Web: <https://www.clinisciences.com>



Finland

Company: CliniSciences ApS
Address: Oesterbrogade 226, st. 1,
Copenhagen, 2100 - Denmark
Telephone: +45 89 888 349
Fax: +45 89 884 064
Email: suomi@clinisciences.com
Web: <https://www.clinisciences.com>



France

Company: CliniSciences S.A.S
Address: 74 Rue des Suisses, 92000
Nanterre- France
Telephone: +33 9 77 40 09 09
Fax: +33 9 77 40 10 11
Email: info@clinisciences.com
Web: <https://www.clinisciences.com>



Germany

Company: Biotrend Chemikalien GmbH
Address: Wilhelm-Mausler-Str. 41-43,
50827 Köln - Germany
Telephone: +49 221 9498 320
Fax: +49 221 9498 325
Email: info@biotrend.com
Web: <https://www.biotrend.com>



Iceland

Company: CliniSciences ApS
Address: Oesterbrogade 226, st. 1,
Copenhagen, 2100 - Denmark
Telephone: +45 89 888 349
Fax: +45 89 884 064
Email: island@clinisciences.com
Web: <https://www.clinisciences.com>



Ireland

Company: CliniSciences Limited
Address: Ground Floor, 71 lower Baggot street
Dublin D02 P593 - Ireland
Telephone: +353 1 6971 146
Fax: +353 1 6971 147
Email: ireland@clinisciences.com
Web: <https://www.clinisciences.com>



Italy

Company: CliniSciences S.r.l
Address: Via Maremmana inferiore 378
Roma 00012 Guidonia Montecelio - Italy
Telephone: +39 06 94 80 56 71
Fax: +39 06 94 80 00 21
Email: italia@clinisciences.com
Web: <https://www.clinisciences.com>



Netherlands

Company: CliniSciences B.V.
Address: Kraaijenhoffstraat 137A,
1018RG Amsterdam, - Netherlands
Telephone: +31 85 2082 351
Fax: +31 85 2082 353
Email: nederland@clinisciences.com
Web: <https://www.clinisciences.com>



Norway

Company: CliniSciences AS
Address: c/o MerVerdi Munkerudtunet 10
1164 Oslo - Norway
Telephone: +47 21 988 882
Email: norge@clinisciences.com
Web: <https://www.clinisciences.com>



Poland

Company: CliniSciences sp.Z.o.o.
Address: ul. Rotmistrza Witolda Pileckiego 67
lok. 200 - 02-781 Warszawa -Poland
Telephone: +48 22 307 0535
Fax: +48 22 307 0532
Email: polska@clinisciences.com
Web: <https://www.clinisciences.com>



Portugal

Company: Quimigen Unipessoal LDA
Address: Rua Almada Negreiros, Lote 5, Loja 14,
2615-275 Alverca Do Ribatejo - Portugal
Telephone: +351 30 8808 050
Fax: +351 30 8808 052
Email: info@quimigen.com
Web: <https://www.quimigen.pt>



Spain

Company: CliniSciences Lab Solutions
Address: C/ Hermanos del Moral 13
(Bajo E), 28019, Madrid - Spain
Telephone: +34 916 750 700
Fax: +34 91 269 40 74
Email: espana@clinisciences.com
Web: <https://www.clinisciences.com>



Sweden

Company: CliniSciences ApS
Address: Oesterbrogade 226, st. 1,
Copenhagen, 2100 - Denmark
Telephone: +45 89 888 349
Fax: +45 89 884 064
Email: sverige@clinisciences.com
Web: <https://www.clinisciences.com>



Switzerland

Company: CliniSciences AG
Address: Fracht Ost Flughafen Kloten
CH-8058 Zürich - Switzerland
Telephone: +41 (044) 805 76 81
Fax: +41 (044) 805 76 75
Email: switzerland@clinisciences.com
Web: <https://www.clinisciences.com>



UK

Company: CliniSciences Limited
Address: 11 Progress Business center, Whittle
Parkway, SL1 6DQ Slough- United Kingdom
Telephone: +44 (0)1753 866 511
or +44 (0) 330 684 0982
Fax: +44 (0)1753 208 899
Email: uk@clinisciences.com
Web: <https://www.clinisciences.com>



USA

Company: CliniSciences LLC
Address: c/o Carr Riggs Ingram,
500 Grand Boulevard, Suite 210 Miramar
Beach, FL 32550- USA
Telephone: +1 850 650 7790
Fax: +1 850 650 4383
Email: usa@clinisciences.com
Web: <https://www.clinisciences.com>

