



Plasmid MaxiPrep Kits

Distributed by
cliniSciences

EasyPure[®] EndoFree Pro Plasmid MaxiPrep Kit

(EM123)

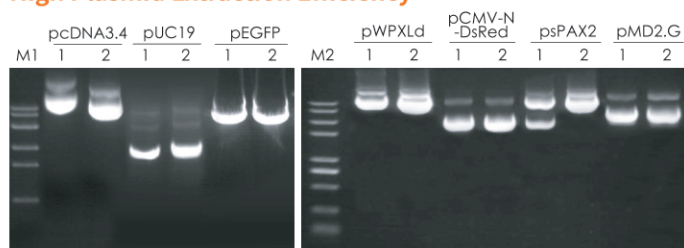
Features

- Operational visualization: solution LB (blue) indicates whether the lysis and neutralization are complete through the change of color, to ensure the quality of plasmid extraction.
- Low content of endotoxin: Using liquid chromatography and Push-Filter to deplete endotoxin, prepare plasmid DNA with high purity (endotoxin <0.1 EU/μg).
- Fast: increased volume of spin column, decreased numbers of centrifuge, the operation time has been shortened significantly.
- High yield: up to 4 mg nucleic acid load in the purification column.
- Wide range of applications: plasmid with high-copy or low-copy can be extracted efficiently.
- Transfection grade: more suitable for transfection of mammal cells.

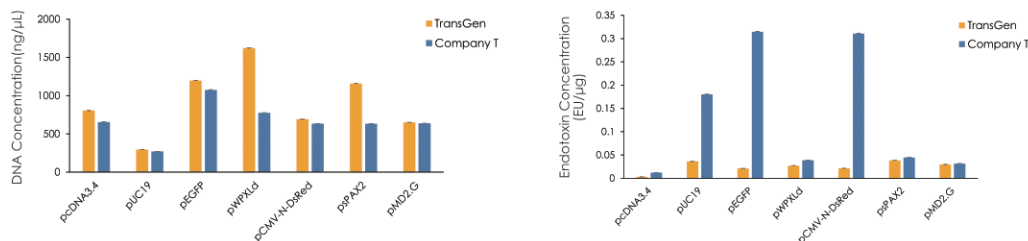
Application

- Transfection of susceptible cell line
- Entranster
- DNA sequencing
- PCR
- Transformation
- In Vitro Transcription

High Plasmid Extraction Efficiency

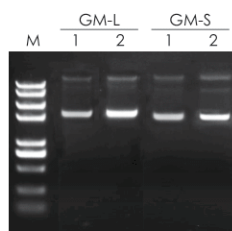


M1: Trans8K DNA Marker M2: Trans2K[®] Plus II DNA Marker 1:Company T 2:TransGen

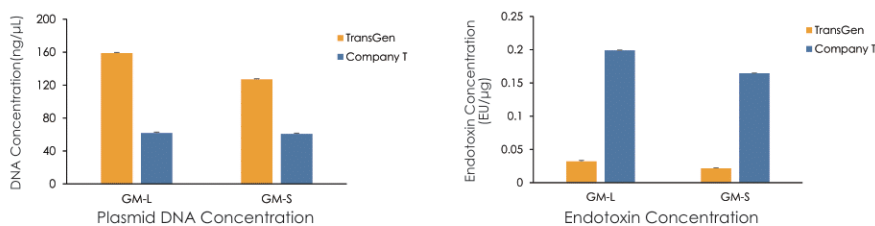


Extract plasmids and detect plasmid DNA quality, concentration and endotoxin concentration. The results show that plasmid DNA extracted with TransGen product has higher quality, higher concentration and less endotoxin.

High Extraction Efficiency for Low-copy Plasmid

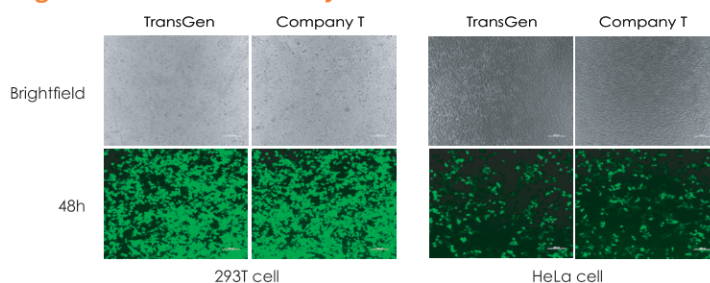


M: Trans2K[®] Plus II DNA Marker 1:Company T 2:TransGen



Extract plasmid GM-L and plasmid GM-S using products of TransGen and Company T respectively, and detect plasmid DNA quality, concentration and endotoxin concentration. The results show that TransGen's kit has better extraction effect for low-copy plasmid.

Extracted Plasmid with High Transfection Efficiency



Use products of TransGen and Company T to extract GFP plasmid and transfect 293T cells and HeLa cells Separately. The results show that TransGen's extracted plasmid has higher transfection efficiency.

Distributed by
clinisciences

EasyPure[®] EndoFree Plasmid MaxiPrep Kit

(EM122)

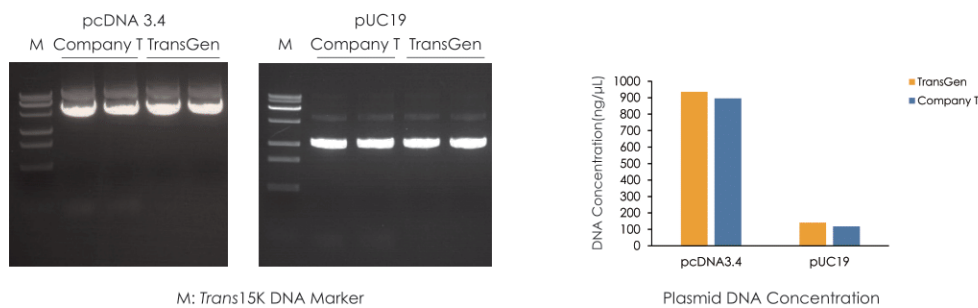
Features

- Operational visualization: solution LB (blue) indicates whether the lysis and neutralization are complete through the change of color, to ensure the quality of plasmid extraction.
- Low content of endotoxin: (low endotoxin grade, standard transfection): plasmid DNA with high purity and transfection grade can be prepared (endotoxin < 20 EU/μg).
- High yield: up to 4 mg nucleic acid load in the purification column.
- Simple operation: more simple and quicker compared to EasyPure[®] EndoFree Pro Plasmid MaxiPrep Kit (EM123).

Application

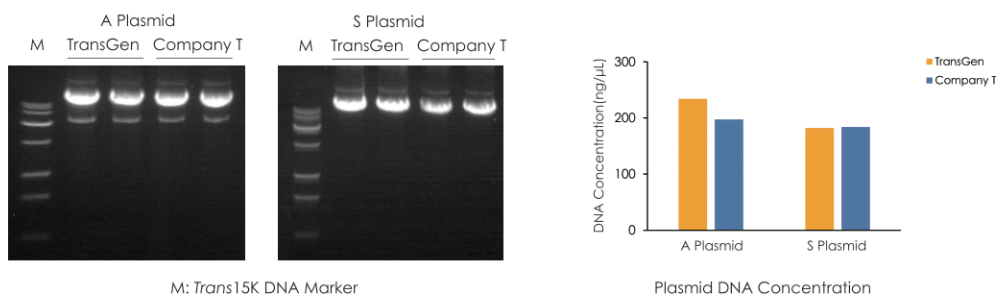
- Transfection of non-susceptible cell line
- DNA sequencing
- PCR
- Transformation

Conventional Plasmid Extraction



Extract plasmid pUC19 and plasmid pcDNA 3.4 using products of TransGen and Company T respectively, and detect plasmid DNA quality, concentration and endotoxin concentration. The results show that plasmid DNA extracted with TransGen product has higher quality, higher concentration and less endotoxin.

Large Plasmid Extraction



Extract plasmid A and plasmid S using products of TransGen and Company T respectively, and detect plasmid DNA quality, concentration and endotoxin concentration. The results show that plasmid DNA extracted with TransGen product has higher quality, higher concentration and less endotoxin.

Product Information

Product Name	Catalog Number	Specification
EasyPure [®] EndoFree Pro Plasmid MaxiPrep Kit	EM123-01	10 rxns
EasyPure [®] EndoFree Plasmid MaxiPrep Kit	EM122-01	10 rxns

EasyPure® 1-Tube Universal EndoFree Plasmid MaxiPrep Kit (for 100-500 ml)

(EM152)

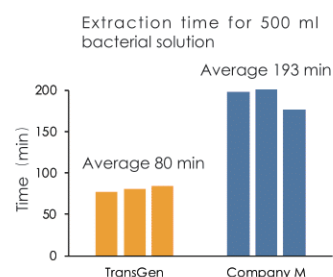
Features

- 1-tube type: Lysis and neutralization of 100-500 ml bacterial solution can be completed in a single 50 ml centrifuge tube, without the need to prepare large-volume consumables.
- Visualization: Solution LB II (blue) indicates whether lysis and neutralization are complete through the change of color, ensuring the quality of plasmid extraction.
- Fast: The universal system is compatible with extraction of 100-500 ml bacterial solution. Small volume system combined with large volume spin column.
- High yield: Up to 6 mg nucleic acid load in the purification column.

Data

Easy to operate and fast: Only 3 centrifugations are required and the extraction can be completed in 80 minutes.

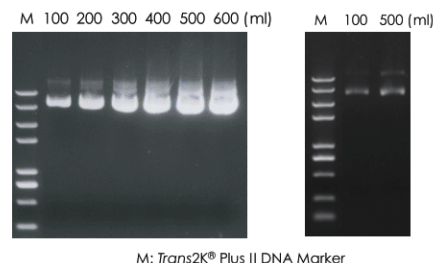
Bacterial cells volume (ml)	TransGen			Company M		
	The system for Lysis and neutralization (ml)	After adding 0.3 times the volume of isopropanol (ml)	Centrifugation times (min)	The system for Lysis and neutralization (ml)	After adding 0.3 times the volume of binding buffer (ml)	Centrifugation times (min)
500	12-12-12	46	3	20-20-20	78	5



Efficient extraction of high and low copy plasmids from different culture volumes

Different types of plasmids from different volumes of bacterial culture were extracted using reagent from TransGen. The extracted plasmids were analyzed by concentration, A260/280, A260/230, and agarose gel electrophoresis. The results showed that TransGen product can efficiently extract bacterial cultures of different volumes, with high quality.

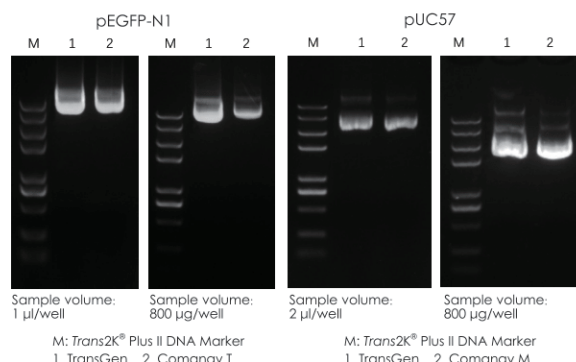
Plasmid type	Bacterial cells volume (ml)	Elution volume (ml)	Nano (ng/μl)	A260/280	A260/230
High copy pLVX (8 kb)	100	3	237.871	1.88	2.25
	200	3	438.833	1.88	2.26
	300	3	663.471	1.86	2.26
	400	3	919.271	1.86	2.26
	500	3	1108.2	1.85	2.24
	600	3	1339.92	1.84	2.27
Low copy pBI121 (15 kb)	100	2	75.729	1.87	1.86
	500	2	246.394	1.87	1.64



Comparison with competitive products

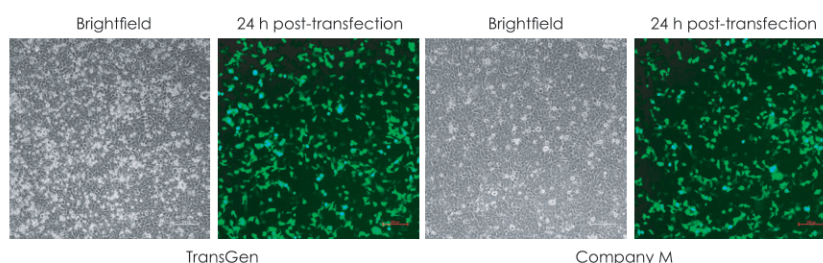
Plasmids from different volumes of bacterial culture were extracted using reagents from TransGen, Company T and Company M. The extracted plasmids were analyzed by concentration, A260/280, A260/230, and agarose gel electrophoresis. The results show that plasmid extracted with TransGen product has higher quality.

Bacterial cells volume (ml)	Plasmid name	Elution volume (ml)	Brand	Qubit (ng/μl)	Nano (ng/μl)	A260/280	A260/230
100	pEGFP-N1	1.5	TransGen	989.96	1065.23	1.84	2.22
			Company T	898.45	2060.06	1.86	2.31
500	pUC57	3	TransGen	168.12	176.393	1.86	2.21
			Company M	114.31	136.07	1.91	2.43



Downstream application - cell transfection

GFP plasmids were extracted using reagents from TransGen and Company M. 293T cells were transfected with plasmids of equal quality, respectively. Transfection results were detected with fluorescence microscopy. The results showed that plasmid extracted with TransGen product can be successfully used for cell transfection experiment, with high transfection efficiency.



EasyPure[®] 1-Tube Universal EndoFree Pro Plasmid MaxiPrep Kit (for 100-500 ml)

(EM153)

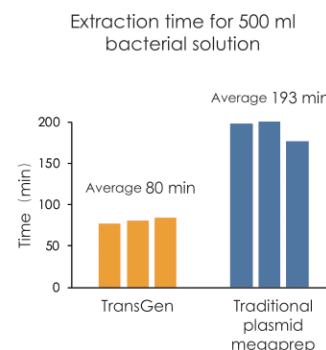
Features

- 1-tube type: Lysis and neutralization of 100-500 ml bacterial solution can be completed in a single 50 ml centrifuge tube, without the need to prepare large-volume consumables.
- Visualization: Solution LB III (blue) indicates whether lysis and neutralization are complete through the change of color, ensuring the quality of plasmid extraction.
- Fast: The universal system is compatible with extraction of 100-500 ml bacterial solution. Small volume system combined with large volume spin column.
- Endotoxin-free: Purified plasmid with endotoxin levels <0.1 EU/μg (as low as 0.001 EU/μg).
- High yield: Up to 5 mg nucleic acid load in the purification column.

Data

Easy to operate and fast: Only 3 centrifugations are required and the extraction can be completed in 80 minutes.

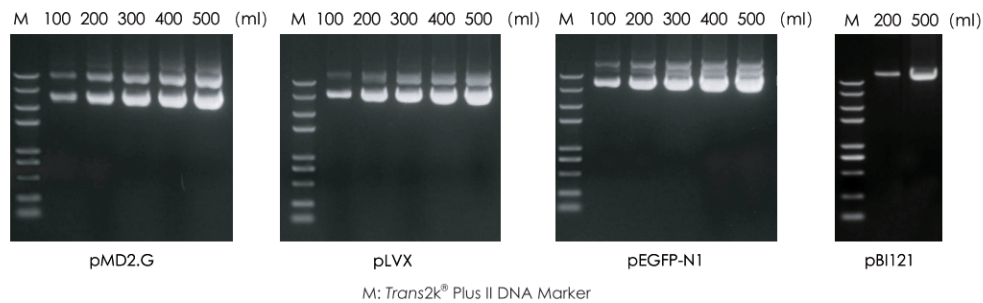
Bacterial cells volume	TransGen			Traditional plasmid megaprep		
	The system for lysis and neutralization (ml)	After adding 0.3 times the volume of isopropanol (ml)	Centrifugation times	The system for lysis and neutralization (ml)	After adding 0.3 times the volume of binding buffer (ml)	Centrifugation times
500	12-12-8	45.5	3	20-20-20	78	5



Efficient extraction of high and low copy plasmids from different culture volumes

Different types of plasmids from different volumes of bacterial culture were extracted using reagent from TransGen. The extracted plasmids were analyzed by concentration, A260/280, A260/230, yield, endotoxin level, and agarose gel electrophoresis. The results showed that TransGen product can efficiently extract bacterial cultures of different volumes, with high quality, high concentration and low endotoxin levels.

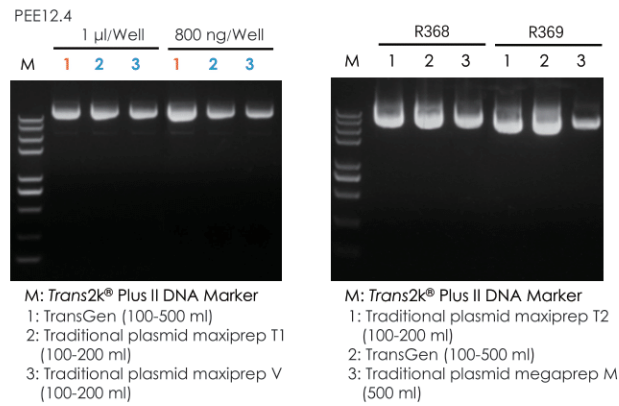
Plasmid name	Bacterial cells volume(ml)	Elution volume(ml)	Qubit (ng/μl)	Nano (ng/μl)	A260/280	A260/230	Yield (μg)	Endotoxin level (EU/μg)
pMD2.G (High copy, 5 kb)	100	3	198.64	233.25	1.87	2.29	699.75	0.0057
	200	3	482.19	528.01	1.86	2.32	1584.03	0.0014
	300	3	681.33	753.52	1.83	2.33	2260.56	0.0080
	400	3	896.43	957.58	1.85	2.34	2872.74	0.0063
	500	3	1034.72	1239.12	1.83	2.31	3717.36	0.0048
pLVX (High copy, 8 kb)	100	4	190.13	221.31	1.89	2.26	885.24	0.0068
	200	4	390.81	414.94	1.86	2.19	1659.76	0.0036
	300	4	534.37	597.43	1.86	2.22	2389.72	0.0025
	400	4	634.64	731.36	1.85	2.27	2925.44	0.0021
	500	4	756.21	863.32	1.85	2.26	3453.28	0.0017
pEGFP-N1 (High copy, 8 kb)	100	4	260.32	300.07	1.88	2.25	1200.28	0.0010
	200	4	490.30	585.53	1.85	2.28	2342.12	0.0051
	300	4	760.56	870.255	1.84	2.27	3481.02	0.0034
	400	4	980.72	1171.23	1.86	2.23	4684.90	0.0026
	500	4	1342.94	1425.95	1.87	2.23	5703.80	0.0021
pBI121 (Low copy, 15 kb)	200	2	106.23	125.90	1.86	2.09	251.80	0.0220
	500	2	215.29	367.03	1.86	2.16	534.06	0.0240



Comparison with traditional plasmid maxiprep kits

Different types of plasmids (bacterial cultures prepared in TB medium) were extracted using TransGen, traditional plasmid maxiprep and traditional plasmid megaprep products. The extracted plasmids were analyzed by concentration, A260/280, A260/230, yield, endotoxin level, and agarose gel electrophoresis. The results showed that the plasmid DNA extracted by TransGen exhibited better quality, lower endotoxin levels, and more accurate concentration.

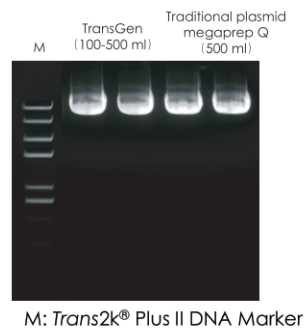
Plasmid name	Product	Bacterial cells volume (ml)	Elution volume (ml)	Qubit (ng/μl)	Nano (ng/μl)	A260/280	A260/230	Yield (μg)	Endotoxin level (EU/μg)
pEE12.4 (Medium copy, 10 kb)	TransGen (100-500 ml)	130	1.2	221.37	255.71	1.88	2.29	306.85	0.0049
	Traditional plasmid maxiprep T1 (100-200 ml)	130	1.2	208.76	530.62	1.92	2.52	636.74	94.642
	Traditional plasmid maxiprep V (100-200 ml)	130	1.2	211.26	581.50	1.91	2.58	697.81	26.810
R368 (High copy, 6.5 kb)	Traditional plasmid maxiprep T2 (100-200 ml)	500	1.3	987.69	1123.12	1.83	2.26	1460.06	0.2406
	TransGen (100-500 ml)	500	1.3	1087.76	1276.43	1.84	2.24	1659.36	0.0071
	Traditional plasmid megaprep M (500 ml)	500	1.3	1062.34	1093.06	1.84	2.21	1602.98	22.3819
R369 (High copy, 5.8 kb)	Traditional plasmid maxiprep T2 (100-200 ml)	500	1.3	1463.25	1659.26	1.83	2.3	2157.04	0.2062
	TransGen (100-500 ml)	500	1.3	1457.21	1606.72	1.84	2.31	2088.74	0.0015
	Traditional plasmid megaprep M (500 ml)	500	1.3	802.40	963.06	1.83	2.23	1251.98	21.2076



Stronger endotoxin removal capability and shorter processing time

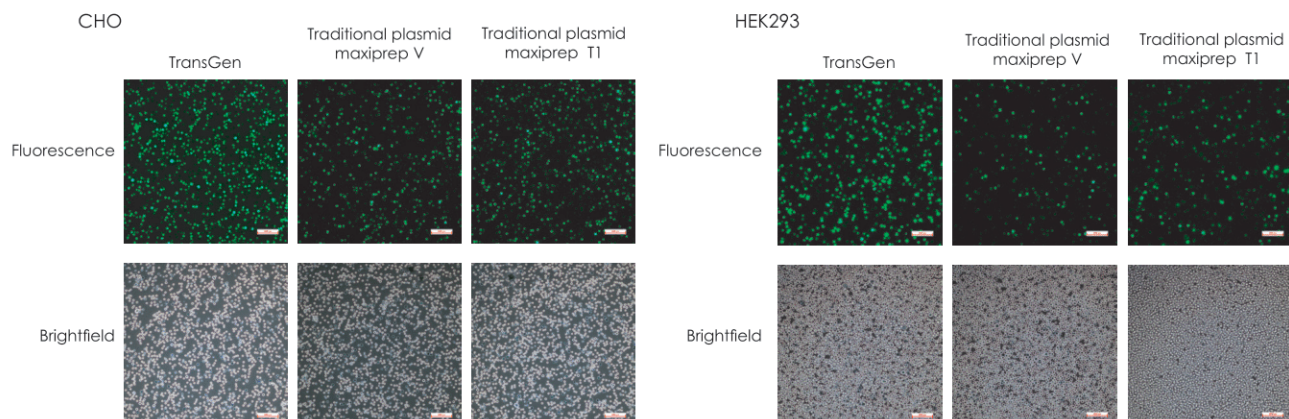
The TransGen product, when combined with the concentration process (ethanol precipitation method), further reduces endotoxin levels and saves approximately 36.8% in processing time compared to traditional plasmid megaprep kit (Company Q).

Plasmid name	Product	Bacterial cells volume (ml)	Elution volume (ml)	Qubit (ng/µl)	Nano (ng/µl)	A260/280	A260/230	Yield (µg)	Endotoxin level (EU/µg)	Time (min)
pEE12.4 (TB medium)	TransGen (100-500 ml)	325	0.8	1039.12	1121.97	1.82	2.23	897.576	0.0000300	120
	Traditional plasmid megaprep kit (Company Q) (500 ml)	325	0.8	1082.5	1126.57	1.83	2.27	901.256	0.0086563	190



Cell transfection

The pEE12.4 plasmid was extracted using TransGen, traditional plasmid maxiprep V, and traditional plasmid maxiprep T1 kits, respectively. Equal amounts of plasmid DNA, calculated based on Nanodrop readings (data derived from comparison with traditional plasmid maxiprep kits), were transfected into CHO cells (via electroporation) and HEK293 cells (via PEI transfection). Transfection efficiency was detected at 24 hours after the post transfection. The results showed that the TransGen product achieved higher transfection efficiency, confirming that the plasmid concentration extracted by the TransGen product is more accurate.



clinisciences

Austria

Company: CliniSciences GmbH
Address: Sternwartestrasse 76, A-1180
Wien - Austria
Telephone: +43 720 115 580
Fax: +43 720 115 577
Email: oesterreich@clinisciences.com
Web: <https://www.clinisciences.com>



Belgium

Company: CliniSciences S.R.L
Address: Avenue Stalingrad 52, 1000
Brussels - Belgium
Telephone: +32 2 31 50 800
Fax: +32 2 31 50 801
Email: belgium@clinisciences.com
Web: <https://www.clinisciences.com>



Denmark

Company: CliniSciences ApS
Address: Oesterbrogade 226, st. 1,
Copenhagen, 2100 - Denmark
Telephone: +45 89 888 349
Fax: +45 89 884 064
Email: denmark@clinisciences.com
Web: <https://www.clinisciences.com>



Finland

Company: CliniSciences ApS
Address: Oesterbrogade 226, st. 1,
Copenhagen, 2100 - Denmark
Telephone: +45 89 888 349
Fax: +45 89 884 064
Email: suomi@clinisciences.com
Web: <https://www.clinisciences.com>



France

Company: CliniSciences S.A.S
Address: 74 Rue des Suisses, 92000
Nanterre- France
Telephone: +33 9 77 40 09 09
Fax: +33 9 77 40 10 11
Email: info@clinisciences.com
Web: <https://www.clinisciences.com>



Germany

Company: Clinisciences GmbH
Address: Wilhelm-Mausier-Str. 41-43,
50827 Köln - Germany
Telephone: +49 221 9498 320
Fax: +49 221 9498 325
Email: deutschland@clinisciences.com
Web: <https://www.clinisciences.com>



Iceland

Company: CliniSciences ApS
Address: Oesterbrogade 226, st. 1,
Copenhagen, 2100 - Denmark
Telephone: +45 89 888 349
Fax: +45 89 884 064
Email: island@clinisciences.com
Web: <https://www.clinisciences.com>



Ireland

Company: CliniSciences Limited
Address: Ground Floor, 71 lower Baggot street
Dublin D02 P593 - Ireland
Telephone: +353 1 6971 146
Fax: +353 1 6971 147
Email: ireland@clinisciences.com
Web: <https://www.clinisciences.com>



Italy

Company: CliniSciences S.r.l
Address: Via Maremmana inferiore 378
Roma 00012 Guidonia Montecelio - Italy
Telephone: +39 06 94 80 56 71
Fax: +39 06 94 80 00 21
Email: italia@clinisciences.com
Web: <https://www.clinisciences.com>



Netherlands

Company: CliniSciences B.V.
Address: Kraaijenhoffstraat 137A,
1018RG Amsterdam, - Netherlands
Telephone: +31 85 2082 351
Fax: +31 85 2082 353
Email: nederland@clinisciences.com
Web: <https://www.clinisciences.com>



Norway

Company: CliniSciences AS
Address: c/o MerVerdi Munkerudtunet 10
1164 Oslo - Norway
Telephone: +47 21 988 882
Email: norge@clinisciences.com
Web: <https://www.clinisciences.com>



Poland

Company: CliniSciences sp.Z.o.o.
Address: ul. Rotmistrza Witolda Pileckiego 67
lok. 200 - 02-781 Warszawa -Poland
Telephone: +48 22 307 0535
Fax: +48 22 307 0532
Email: polska@clinisciences.com
Web: <https://www.clinisciences.com>



Portugal

Company: Quimigen Unipessoal LDA
Address: Rua Almada Negreiros, Lote 5, Loja 14,
2615-275 Alverca Do Ribatejo - Portugal
Telephone: +351 30 8808 050
Fax: +351 30 8808 052
Email: info@quimigen.com
Web: <https://www.quimigen.pt>



Spain

Company: CliniSciences Lab Solutions
Address: C/ Hermanos del Moral 13
(Bajo E), 28019, Madrid - Spain
Telephone: +34 916 750 700
Fax: +34 91 269 40 74
Email: espana@clinisciences.com
Web: <https://www.clinisciences.com>



Sweden

Company: CliniSciences ApS
Address: Oesterbrogade 226, st. 1,
Copenhagen, 2100 - Denmark
Telephone: +45 89 888 349
Fax: +45 89 884 064
Email: sverige@clinisciences.com
Web: <https://www.clinisciences.com>



Switzerland

Company: CliniSciences AG
Address: Fracht Ost Flughafen Kloten
CH-8058 Zürich - Switzerland
Telephone: +41 (044) 805 76 81
Fax: +41 (044) 805 76 75
Email: switzerland@clinisciences.com
Web: <https://www.clinisciences.com>



UK

Company: CliniSciences Limited
Address: 11 Progress Business center, Whittle
Parkway, SL1 6DQ Slough- United Kingdom
Telephone: +44 (0)1753 866 511
or +44 (0) 330 684 0982
Fax: +44 (0)1753 208 899
Email: uk@clinisciences.com
IWeb: <https://www.clinisciences.com>



USA

Company: CliniSciences LLC
Address: c/o Carr Riggs Ingram,
500 Grand Boulevard, Suite 210 Miramar
Beach, FL 32550- USA
Telephone: +1 850 650 7790
Fax: +1 850 650 4383
Email: usa@clinisciences.com
Web: <https://www.clinisciences.com>

